

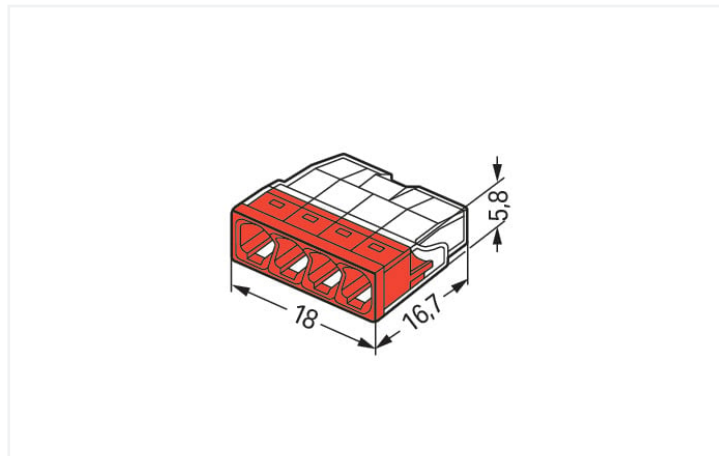
## Data Sheet | Item Number: 2273-204

COMPACT splicing connector; for solid conductors; max. 2.5 mm<sup>2</sup>; 4-conductor; transparent housing; red cover; Surrounding air temperature: max 60°C (T60); 2,50 mm<sup>2</sup>; transparent

<https://www.wago.com/2273-204>



Color:  transparent



Dimensions in mm

### Advantages:

- Convenient wiring via extremely compact design
- Push-in termination of up to eight solid conductors
- Cross-section range: 0.5 ... 2.5 mm<sup>2</sup>
- Any combination of conductor sizes is possible
- PUSH WIRE® connection terminates solid ("s") copper conductors

### Notes

Safety information

in grounded power lines

### Electrical data

#### Ratings per IEC/EN

Ratings per	IEC/EN 60998
Nominal voltage (II/2)	450 V
Rated surge voltage (II/2)	4 kV
Rated current	24 A
Legend (ratings)	(II / 2) ≙ Overvoltage category II / Pollution degree 2

#### Ratings per UL 1059

Approvals per	UL 486C
Rated voltage (UL)	600 V
Rated current (UL)	20 A

### Connection data

Connection points	4
Total number of potentials	1

#### Connection 1

Connection technology	PUSH WIRE®
Actuation type	Push-in
Connectable conductor materials	Copper Aluminum

## Connection 1

Connectable conductor materials (note)

### Terminating Aluminum Conductors

WAGO spring clamp terminal blocks are suitable for solid aluminum conductors up to 4 mm<sup>2</sup>/12 AWG if WAGO "Alu-Plus" Contact Paste [249-130](https://www.wago.com/249-130) is used for termination.

"Alu-Plus" Contact Paste Advantages:

- Automatically destroys the oxide film during clamping.
- Prevents fresh oxidation at the clamping point.
- Prevents electrolytic corrosion between aluminum and copper conductors (in the same terminal block).
- Provides long-term protection against corrosion.

For spring clamp connections with PUSH WIRE® connection technology, **WAGO recommends that the aluminum conductor first be cleaned** and then immediately inserted into the clamping unit filled with "Alu-Plus" contact paste.

It is also possible to apply WAGO "Alu-Plus" **additionally** on the whole surface of the aluminum conductor before termination.

Please note that the nominal currents must be adapted to the reduced conductivity of the aluminum conductors::

2.5 mm<sup>2</sup> = 16 A

4 mm<sup>2</sup> = 22 A

Solid conductor	0.5 ... 2.5 mm <sup>2</sup> / 20 ... 16 AWG
Strip length	11 mm / 0.43 inches
Wiring direction	Side-entry wiring

## Physical data

Width	18 mm / 0.709 inches
Height	5.8 mm / 0.228 inches
Depth	16.7 mm / 0.657 inches

## Material data

Note (material data)

[Information on material specifications can be found here](#)

Color	transparent
Cover color	red
Flammability class per UL94	V2
Fire load	0.034 MJ
Weight	1.3 g

### Environmental requirements

Ambient temperature (operation)	+60 °C
Continuous operating temperature	105 °C
Temperature marking per EN 60998	T60

### Commercial data

Product Group	7 (Push Wire Conn.)
eCl@ss 10.0	27-14-11-04
eCl@ss 9.0	27-14-11-04
ETIM 8.0	EC000446
ETIM 7.0	EC000446
PU (SPU)	1000 (100) pcs
Packaging type	Box
Country of origin	DE
GTIN	4050821027867
Customs tariff number	85369010000

### Environmental Product Compliance

RoHS Compliance Status	Compliant, No Exemption
------------------------	-------------------------

### Approvals / Certificates

#### General approvals



Approval	Standard	Certificate Name
cULus_Listed_667F Underwriters Laboratories Inc.	UL 486C	E69654
VDE VDE Prüf- und Zertifizierungsinstitut	EN 60998	40029794

#### Declarations of conformity and manufacturer's declarations

Approval	Standard	Certificate Name
EU-Declaration of Conformity WAGO GmbH & Co. KG	-	-
UK-Declaration of Conformity WAGO GmbH & Co. KG	-	-

### Approvals for marine applications




Approval	Standard	Certificate Name
ABS American Bureau of Shipping	-	15-HG1419918-PDA
DNV GL Det Norske Veritas, Germanischer Lloyd	EN 60998	TAE000015T
LR Lloyds Register	EN 60998	LR22207029TA




### Downloads

#### Environmental Product Compliance


**Compliance Search**

Environmental Product Compliance 2273-204 

**Documentation**

Bid Text			
2273-204	19.02.2019	xml 3.17 KB	
2273-204	17.05.2017	doc 24.50 KB	
ausschreiben.de 2273-204			

**CAD/CAE-Data**

CAD data	
2D/3D Models 2273-204	

CAE data	
EPLAN Data Portal 2273-204	
WSCAD Universe 2273-204	
ZUKEN Portal 2273-204	

**1 Compatible Products**

**1.1 Optional Accessories**

**1.1.1 General accessories**

**1.1.1.1 Moisture protection**



**Item No.: 207-1331**  
Gelbox; Branch; for cables; with gel; 221, 2x73 Series; max. 4 mm² connectors; without splicing connectors; Size 1; gray

**Item No.: 207-1333**  
Gelbox; Branch; for cables; with gel; 221, 2x73 Series; max. 4 mm² connectors; without splicing connectors; Size 3; gray

**1.1.2 Mounting adapter**

**1.1.2.1 Mounting accessories**



**Item No.: 2273-500**  
Mounting carrier; for single- and double-row con.; 2273 Series; for DIN-35 rail mounting/screw mounting; orange

**1.1.3 Tool**

### 1.1.3.1 "Alu-Plus" contact paste



Item No.: 249-130

Syringe; Contents: 20 ml Alu-Plus contact paste


## Installation Notes

### Conductor termination



Strip solid conductor to 11 mm/0.43 inch (see marking).

The transparent housing shows if conductors are fully inserted; within the colored base, a clear port shows if the conductor's strip length is correct. Conductors are correctly stripped if the clear port shows no bare conductor on the unprinted connector side. Picture shows center conductor with exceeded strip length.



Termination: Insert the stripped solid conductor until it hits the backstop.



Removal: Hold conductor to be removed and twist alternately left and right while pulling the connector.

## Testing



Testing via test port opposite to conductor entry.