

Data Sheet | Item Number: 221-612

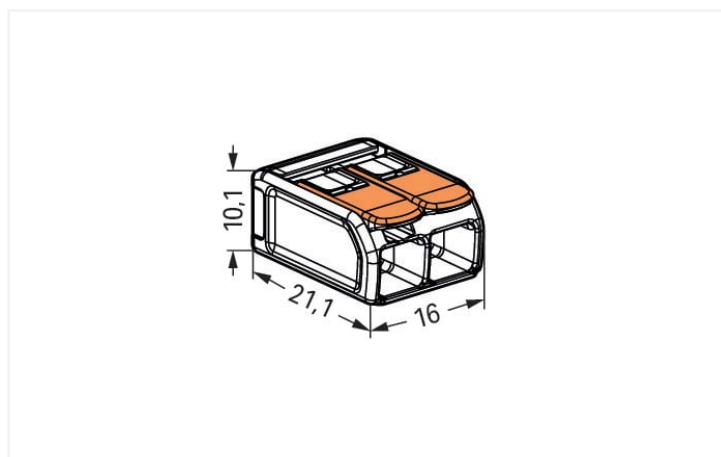
COMPACT Splicing Connector; for all conductor types; max. 6 mm²; 2-conductor;
with levers; transparent housing; Surrounding air temperature: max 85°C (T85); 6,00
mm²; transparent



<https://www.wago.com/221-612>



Color: transparent



Dimensions in mm

Your benefits:

- Ease of use – pull the lever up, insert a conductor and push the lever back down
- Available as 2-, 3- and 5-wire connectors
- Easily terminate conductors from 0.5 to 6 mm²
- Connection of all conductor types
- Time savings for installers and device manufacturers
- Quickly install devices with higher power consumption
- Safely install long cable runs with larger conductor cross sections
- Mounting carrier for installation conforms to standards
- Custom carriers are possible

Notes

Safety information in grounded power lines

Electrical data

Ratings per IEC/EN

Ratings per	EN 60664
Nominal voltage (II/2)	450 V
Rated surge voltage (II/2)	4 kV
Rated current	41 A
Legend (ratings)	(II / 2) $\hat{=}$ Overvoltage category II / Pollution degree 2

Ratings per UL 1059

Approvals per	UL 486C
Rated voltage UL (Use Group C)	600 V
Rated current UL (Use Group C)	30 A

Connection data

Connection points	2
Total number of potentials	1

Connection 1

Connection technology	CAGE CLAMP®
Actuation type	Lever
Connectable conductor materials	Copper
Nominal cross-section	6 mm ² / 10 AWG
Solid conductor	0.5 ... 6 mm ² / 20 ... 10 AWG
Stranded conductor	0.5 ... 6 mm ² / 20 ... 10 AWG
Fine-stranded conductor	0.5 ... 6 mm ² / 20 ... 10 AWG
Strip length	12 ... 14 mm / 0.47 ... 0.55 inches
Wiring direction	Side-entry wiring

Physical data

Width	16 mm / 0.63 inches
Height	10.1 mm / 0.398 inches
Depth	21.1 mm / 0.831 inches

Material data

Note (material data)

[Information on material specifications can be found here](#)

Color	transparent
Cover color	transparent
Insulation material	Polycarbonate (PC)
Flammability class per UL94	V2
Fire load	0.05 MJ
Actuator color	orange
Weight	3 g

Environmental requirements

Ambient temperature (operation)	+85 °C
Continuous operating temperature	105 °C
Temperature marking per EN 60998	T85

Commercial data

eCl@ss 10.0	27-14-11-04
eCl@ss 9.0	27-14-11-04
ETIM 8.0	EC000446
ETIM 7.0	EC000446
PU (SPU)	500 (50) pcs
Packaging type	Box
Country of origin	CH
GTIN	4055143704168
Customs tariff number	85369010000

Environmental Product Compliance

RoHS Compliance Status	Compliant, No Exemption
------------------------	-------------------------

Approvals / Certificates

General approvals



Approval	Standard	Certificate Name
CB DEKRA Certification B.V.	IEC 60998	NL-81003
ENEC 05 DEKRA Certification B.V.	EN 60998	71-123784
UL_Listed_64KA UL International Germany GmbH	UL 467	E201573
UL UL International Germany GmbH	UL 486C	E69654

Declarations of conformity and manufacturer's declarations

Approval	Standard	Certificate Name
EU-Declaration of Conformity WAGO GmbH & Co. KG	-	-
UK-Declaration of Conformity WAGO GmbH & Co. KG	-	-

Approvals for marine applications



Approval	Standard	Certificate Name
ABS American Bureau of Shipping	EN 60998	18-HG1755093-PDA
DNV GL Det Norske Veritas, Germanischer Lloyd	EN 60998	TAE000015T
LR Lloyds Register	EN 60998	LR22207029TA

Downloads

Environmental Product Compliance

Compliance Search	
Environmental Product Compliance 221-612	↓

Documentation

Bid Text			
221-612	19.02.2019	xml 3.47 KB	↓
221-612	23.01.2019	docx 15.62 KB	↓
ausschreiben.de 221-612			↓

CAD/CAE-Data

CAD data	
2D/3D Models 221-612	↓

CAE data	
EPLAN Data Portal 221-612	↓
ZUKEN Portal 221-612	↓

1 Compatible Products

1.1 Optional Accessories

1.1.1 General accessories

1.1.1.1 Moisture protection



Item No.: 207-1431
Gelbox; Branch; for cables; with gel; 221 Series; max. 6 mm² connectors; without splicing connectors; Size 1; gray

Item No.: 207-1432
Gelbox; Branch; for cables; with gel; 221 Series; max. 6 mm² connectors; without splicing connectors; Size 2; gray

Item No.: 207-1433
Gelbox; Branch; for cables; with gel; 221 Series; max. 6 mm² connectors; without splicing connectors; Size 3; gray

1.1.2 Jumper

1.1.2.1 Jumper



Item No.: 221-941/000-006
Jumper; for conductor entry; 2-way; insulated; blue

Item No.: 221-942/000-006
Jumper; for conductor entry; 2-way; insulated; blue

Item No.: 221-941
Jumper; for conductor entry; 2-way; insulated; dark gray

Item No.: 221-942
Jumper; for conductor entry; 2-way; insulated; dark gray

1.1.3 Mounting adapter

1.1.3.1 Mounting accessories



Item No.: 221-510/000-006

Mounting carrier; 221 Series - 6 mm²; for DIN-35 rail mounting/screw mounting; blue



Item No.: 221-510/000-053

Mounting carrier; 221 Series - 6 mm²; for DIN-35 rail mounting/screw mounting; dark gray-yellow

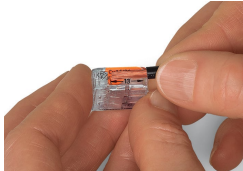


Item No.: 221-510


Mounting carrier; 221 Series - 6 mm²; for DIN-35 rail mounting/screw mounting; orange

Installation Notes


Conductor termination



Leiter 12 ... 14 mm abisolieren.




Termination: Lift the lever to open the clamping unit and insert a stripped conductor.




Then, lower the lever to close the clamp.


Application



Wiring fine-stranded conductors in junction boxes.



Custom low-voltage lighting system



Lighting distribution in a ceiling canopy



Pendant light connection in a suspended ceiling



COMPACT Splicing Connectors for All Conductor Types (6 mm²), 221 Series