


Data Sheet | Item Number: 2273-500

Mounting carrier; for single- and double-row con.; 2273 Series; for DIN-35 rail mounting/screw mounting; orange

<https://www.wago.com/2273-500>



Color: ■ orange

Notes

Note

One single carrier can hold up to 24 clamping units in a very narrow space. Previously, this was only possible using rail-mount terminal blocks.
Additional benefits:

- Mount carrier onto DIN-35 rail or via screws – easily and quickly
- Accommodate three 2.5 mm² (12 AWG) 2273 Series Connectors in a single carrier
- Easily exchange connectors
- Large marking area for self-adhesive marking strips or for direct marking with permanent felt-tip pen

Physical data

Width	18.5 mm / 0.728 inches
Height	72.5 mm / 2.854 inches
Depth from upper-edge of DIN-rail	21.5 mm / 0.846 inches

Mechanical data

Mounting type	DIN-35 rail Screw mount
Suitable	for single- and double-row connectors (2273 Series)

Material data

Note (material data)	Information on material specifications can be found here
Color	orange
Fire load	0.31 MJ
Weight	10.7 g

Commercial data

Product Group	7 (Push Wire Conn.)
eCl@ss 10.0	27-14-11-92
eCl@ss 9.0	27-14-11-92
ETIM 8.0	EC002848
ETIM 7.0	EC002848
PU (SPU)	50 (10) pcs
Packaging type	Box
Country of origin	DE
GTIN	4050821101871
Customs tariff number	39269097900

Environmental Product Compliance

RoHS Compliance Status	Compliant, No Exemption
------------------------	-------------------------

Approvals / Certificates

Approvals for marine applications



Approval	Standard	Certificate Name
DNV GL Det Norske Veritas, Germanischer Lloyd	EN 60998	TAE000015T

Downloads

Environmental Product Compliance




Compliance Search

Environmental Product Compliance 2273-500



Documentation

Bid Text

2273-500	19.02.2019	xml 2.58 KB	
2273-500	17.05.2017	doc 23.50 KB	
ausschreiben.de 2273-500			

CAD/CAE-Data

CAD data	
2D/3D Models 2273-500	↓

CAE data	
EPLAN Data Portal 2273-500	↓
WSCAD Universe 2273-500	↓
ZUKEN Portal 2273-500	↓

1 Compatible Products

1.1 Optional Accessories



1.1.1 Marking

1.1.1.1 Marking strip



Item No.: 210-834
 Marking strips; on reel; 5 mm wide; plain;
 Self-adhesive; white

Installation Notes




The marking strip is suitable for both connector heights.

The marking strip is suitable for both connector widths.

The marking carrier is suitable for both connector heights.

To adjust the mounting carrier, unlock the latch via operating tool (5.5 mm blade) and move the clamping slide to the required width by rotating the tool.



The mounting carrier is suitable for both connector widths and can be adjusted by unlocking the latch via operating tool (5.5 mm blade) and moving the clamping slide to the required width by rotating the tool.

The mounting carrier is suitable for both connector widths.