

Isolators Ex9I40



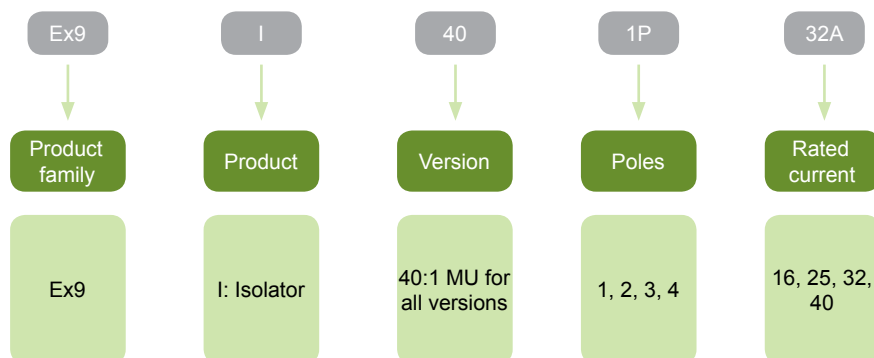
- **Modular Isolators**
- **Rated current up to 40 A**
- **Width 1 MU up to 4-pole version**
- **Rated voltage 230 / 400 V AC**
- **Rated short-time withstand current $I_{cw} = 12 \times I_e, 1 \text{ s}$**
- **Meet requirements of IEC / EN 60947-3**
- **Built-in lock mechanism for OFF position**
- **1 up to 4-pole version**

Isolators Ex9I40 can be used as a main switch in wide variety of applications. These switches are tested according to IEC / EN 60947-3 standards and fulfill also requirements for isolation function.

Utilization category AC-22A ensures possibility of switching mixed resistive and inductive loads with low overloads with $\cos \varphi = 0.65$. Subcategory A allows frequent operation.

Isolators of line Ex9I40 are produced in modular design with width one module unit for all versions up to 4-pole. It brings very low consumption of space in an installation.

Type Key



Certification marks



Isolators Ex9I40

1-pole



Rated current	Poles	Width	Article No.	Type	Packing
16 A	1	1 MU	102296	Ex9I40 1P 16A	1/12/144
25 A	1	1 MU	102297	Ex9I40 1P 25A	1/12/144
32 A	1	1 MU	101387	Ex9I40 1P 32A	1/12/144
40 A	1	1 MU	101388	Ex9I40 1P 40A	1/12/144

2-pole



Rated current	Poles	Width	Article No.	Type	Packing
16 A	2	1 MU	102298	Ex9I40 2P 16A	1/12/144
25 A	2	1 MU	102299	Ex9I40 2P 25A	1/12/144
32 A	2	1 MU	101389	Ex9I40 2P 32A	1/12/144
40 A	2	1 MU	101390	Ex9I40 2P 40A	1/12/144

3-pole



Rated current	Poles	Width	Article No.	Type	Packing
16 A	3	1 MU	102300	Ex9I40 3P 16A	1/12/144
25 A	3	1 MU	102301	Ex9I40 3P 25A	1/12/144
32 A	3	1 MU	101391	Ex9I40 3P 32A	1/12/144
40 A	3	1 MU	101392	Ex9I40 3P 40A	1/12/144

4-pole



Rated current	Poles	Width	Article No.	Type	Packing
16 A	4	1 MU	102302	Ex9I40 4P 16A	1/12/144
25 A	4	1 MU	102303	Ex9I40 4P 25A	1/12/144
32 A	4	1 MU	101393	Ex9I40 4P 32A	1/12/144
40 A	4	1 MU	101394	Ex9I40 4P 40A	1/12/144

Technical Data Ex9I40

Isolators up to 40 A

General parameters

Modular design, width 1 MU only up to 4-pole version
Main switches with isolation function
Built-in lock mechanism for OFF position

Electrical parameters

Tested according to	IEC/EN 60947-3
Rated op. voltage	230/400 V AC
Rated frequency	50/60 Hz
Rated current I_e AC-22A 230/400 V AC	16, 25, 32, 40 A
Number of poles	1, 2, 3, 4
Utilization category	AC-22A
Rated insulation voltage U_i	500 V
Rated impulse withstand voltage U_{imp}	6 kV
Rated short-time withstand current I_{cw} , 1 s	$12 \times I_e$
Rated short-circuit making capacity I_{cm}	$20 \times I_e$ (0.1 s)
Maximum back-up fuse	50 A gG
Mechanical service life	20 000 operation cycles
Electrical service life	4 000 operation cycles

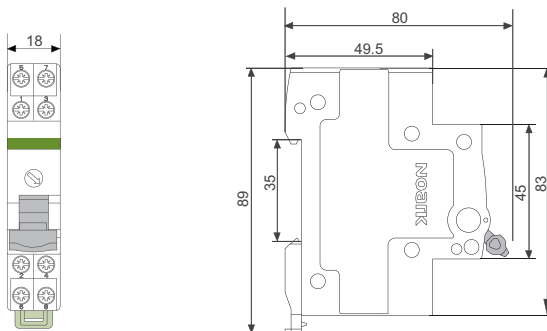
Mechanical parameters

Device width	18 mm for all versions
Device height	83 mm (89 mm including rail clip)
Frame size	45 mm
Mounting	easy fastening onto 35 mm device rail (DIN)
Degree of protection	IP40, terminals IP20
Terminals	lift
Terminal capacity	1 — 10 mm ²
Fastening torque of terminals	1 — 1.5 Nm
Ambient temperature	-30 — +70 °C
Altitude	≤ 2000 m
Relative humidity	≤ 95 %
Resistance to humidity and heat	class 2
Pollution degree	2
Installation class	III
Weight	0.06 kg

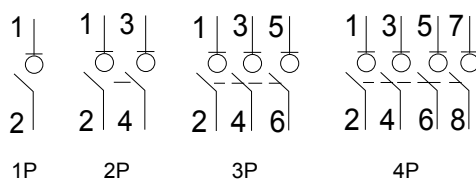
Technical Data Ex9I40

Isolators up to 40 A

Dimensions



Wiring diagrams



Ordering data p. 2