




Data Sheet | Item Number: 207-1332

Gelbox; Branch; for cables; with gel; 221, 2x73 Series; max. 4 mm² connectors; without splicing connectors; Size 2; gray

<https://www.wago.com/207-1332>



Color: ■ gray





Note on Packaging Unit (PU) and Subpackaging Unit (SPU):
If you order a full PU, you will receive our eco-friendly, sustainable cardboard blisters packed in a shelf-ready box.
If you order a quantity smaller than a full PU, you will receive the eco-friendly, sustainable cardboard blisters without a shelf-ready box.

Please refer to the system description for the splicing connectors that can be used.

Your benefits:

- Easy, fast and safe to use
- Can be used immediately and accessed again later
- Silicon-free
- Label-free
- Suitable for indefinite storage
- The complete system consisting of WAGO's gelboxes and splicing connectors has been VDE-tested and IPX8-certified.

Connection data

Connection 1	
Actuation type	Locking system

Physical data

Width	45.9 mm / 1.807 inches
Height	17.8 mm / 0.701 inches
Depth	33.6 mm / 1.323 inches

Mechanical data

Design	Size 2
Mounting type	Flying leads
Suitable	for 4 mm² splicing connectors

Material data

Note (material data)	Information on material specifications can be found here
Color	gray
Housing material	Polypropylene
Fire load	0 MJ
Weight	18.4 g

Environmental requirements

Ambient temperature (operation)	-55 ... +85 °C
Ambient temperature (storage)	0 ... +40 °C


Commercial data

ETIM 8.0	EC001170
ETIM 7.0	EC001170
PU (SPU)	48 (4) pcs
Country of origin	DE
GTIN	4055143998017
Customs tariff number	85389099990




Environmental Product Compliance	
RoHS Compliance Status	Compliant,No Exemption





Approvals / Certificates



General approvals			Declarations of conformity and manufacturer's declarations		
					
Approval	Standard	Certificate Name	Approval	Standard	Certificate Name
VDE VDE Prüf- und Zertifizierungsinstitut	EN 60998	400051938	EU-Declaration of Conformity WAGO GmbH & Co. KG	-	-
			UK-Declaration of Conformity WAGO GmbH & Co. KG	-	-

Downloads

Environmental Product Compliance	
Compliance Search	
Environmental Product Compliance 207-1332	

Documentation

System Description			Additional Information		
System Description 207 Series Gel boxes	pdf 1156.45 KB		Certificate	pdf 2308.76 KB	
System Description 207 Series Gel boxes	pdf 1191.37 KB		DLG Test Report 7438	pdf 1455.46 KB	

Bid Text		
207-1332	xml 3.58 KB	
207-1331	docx 20.38 KB	

CAD/CAE-Data

CAD data		CAE data	
2D/3D Models 207-1332		ZUKEN Portal 207-1332	

Installation Notes

Installation




Open the Gelbox at the side latches.



Place the wired connector in the Gelbox.



Place the wired connector in the Gelbox.



Close the Gelbox.



Close latch securely.



Re-accessible:

- Open the Gelbox.
- Remove the gel.
- Rewire with new components.



Lift the flap and pull the cover perforation forward.



Press in the perforation on the sides.



Tear off the cover from the perforation.



As a counter display: Bend the rear flap at the fold, straighten it and fix it in the cardboard cut-out



If the flap is not required, tear off from the perforation.