

theRonda S360-100 DE WH

Item no.: 2080560

theben

Presence and motion detectors
Ceiling installation indoor

Description

- Passive infra-red presence detector for ceiling installation
- Circular detection area 360°, up to Ø 8 m (50 m²) at mounting height 3 m
- 1 channel light (Relay, 230 V)
- Automatic motion and brightness-dependent control for lighting
- Mixed light measurement suitable for fluorescent lamps (FL/PL/ESL), halogen/incandescent lamps and LEDs
- Operation as fully automatic device
- Brightness switching value configurable, teach-in function
- Pulse function for staircase light time switch
- Time delay configurable
- Detection sensitivity configurable
- Test mode for checking function and detection area
- Ready for immediate use due to factory presetting (Brightness switching value 300 lux, Time delay 10 min.)
- One of these optional remote controls is required for changing the values and attitudes:
 - Management remote control SendaPro
 - Installation remote control theSenda P
 - Optional user remote control: theSenda S



Technical data

theRonda S360-100 DE WH	
Operating voltage	230 V AC
Frequency	50 Hz
Installation height	2 - 4 m
Minimum height	1.7 m
Installation type	Ceiling mounting
Colour	White
Switching output	Light
Light measurement	Mixed light measurement
Setting range brightness	30 - 3000 lx
Light switch-off delay	10 s - 60 min

theRonda S360-100 DE WH	
Lamp types	Incandescent/halogen lamps, fluorescent lamps, Energy saving lamps, LEDs
Incandescent/halogen lamp load	2300 W
Inrush current	max. 400 A / 200 µs
LED lamp < 2 W	25 W
LED lamp 2-8 W	250 W
LED lamp > 8 W	250 W
Type of connection	Screw terminals
Max. cable cross section	max. 2 x 2,5 mm²

Subject to technical changes and misprints

additional information at: www.theben.de/product/2080560

The load data are determined with exemplary selected illuminants and are therefore typical data due to the large number of available products.

theRonda S360-100 DE WH

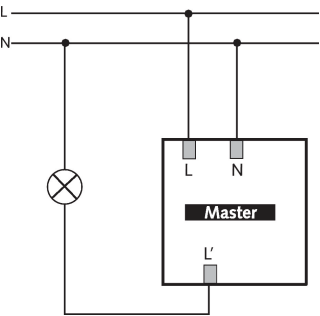
Item no.: 2080560



Technical data

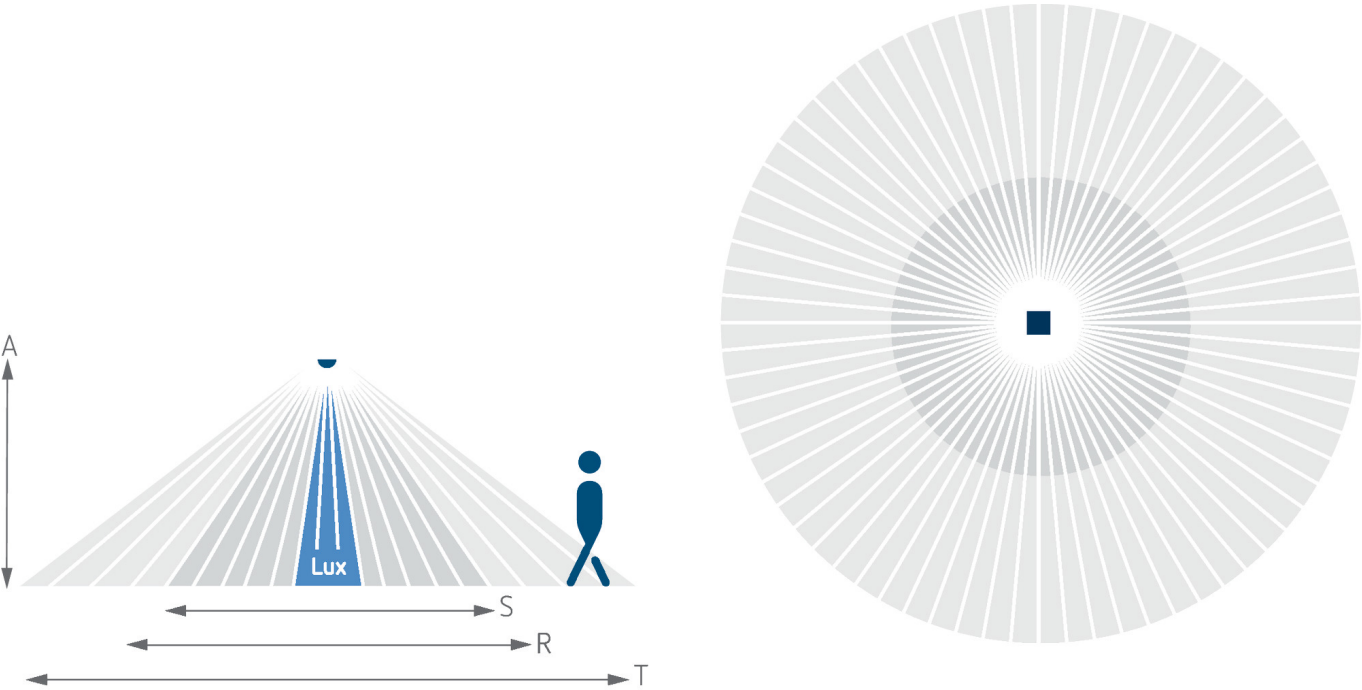
theRonda S360-100 DE WH		theRonda S360-100 DE WH	
Detection range	50 m² (ø 8 m 360°)	Impact resistance	IK04
Detection angle	360°	Type of protection	IP 54 (when fitted)
Ambient temperature	-15°C ... 50°C		

Connection example



Detection range for planning applications at a temperature of 21 °C

Mounting height (A)	Sitting (S)	Diagonally (T)	Head on to (R)
2 m	5 m² 2.5 m	38 m² 7 m	5 m² 2.5 m
2.5 m	7 m² 3 m	38 m² 7 m	7 m² 3 m
3 m	13 m² 4 m	50 m² 8 m	13 m² 4 m
3.5 m		50 m² 8 m	13 m² 4 m
4 m		64 m² 9 m	13 m² 4 m



Subject to technical changes and misprints
 additional information at: www.theben.de/product/2080560
 The load data are determined with exemplary selected illuminants and are therefore typical data due to the large number of available products.

theRonda S360-100 DE WH

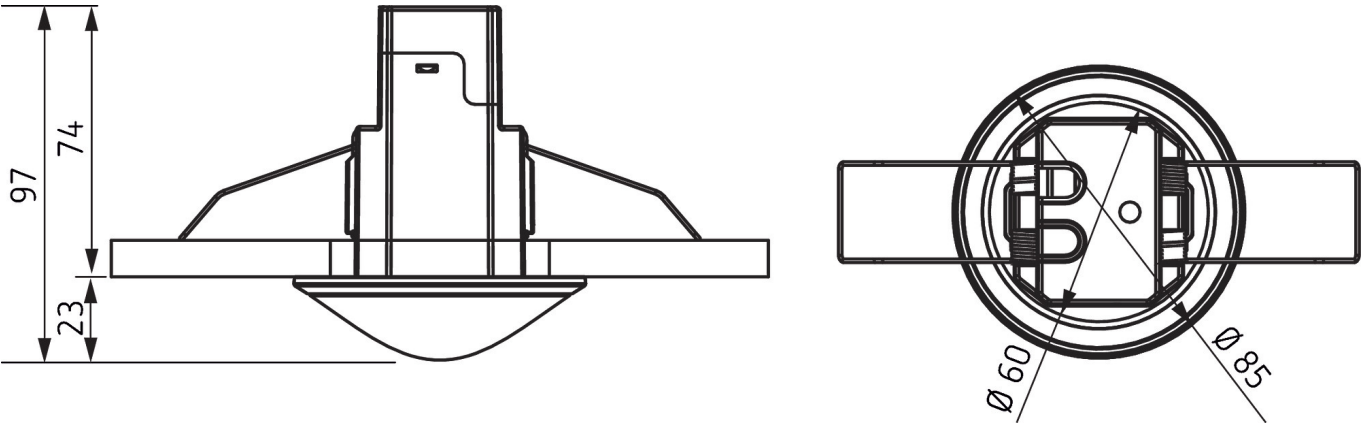
Item no.: 2080560



Detection range according to Sensnorm IEC 63180

Mounting height (A)	Diagonally (T)	Head on to (R)	Sitting (S)
2.5 m	28 m² 6 m	28 m² 6 m	20 m² 5 m
4 m	95 m² 11 m	79 m² 10 m	

Scale drawings



Accessories

theSenda P
Item no.: 9070910



theSenda S
Item no.: 9070911



theSenda B
Item no.: 9070985



Cover 85 GR
Item no.: 9070594



Cover 85 BK
Item no.: 9070852

