


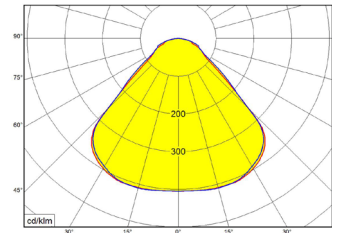
SPMP



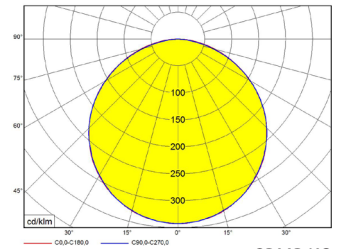
η_{ef} (lm/W)
95-115



SPMP190



SPMP KN



SPMP KO

Surface round fittings

Body:
White painted (RAL 9003) metal sheet

Optic:
Translucent acrylic layer with a cover
KN - microprismatic cover
KO - opal cover

SPMP	W	lm		C	Ø	X	Y	kg
		KO	KN					
SPMP1000 190	9	970	1 050	56	184	120	140	0,9
SPMP1500 190	13	1 350	1 450					
SPMP2000 190	19	1 800	1 950					
SPMP3000 370	26	2 800	3 000		365	200	230	2,0
SPMP3000 370 MULTI	20 - 29	2100 - 3100	2 200 - 3 200					
SPMP4000 370	34	3 550	3 800					
SPMP4000 550	34	3 650	3 800		548	400	400	3,0
SPMP5000 550	40	4 100	4 500					

lm - luminaire light output

2200	2700	3000	4000	5700	6500	MIX	RGB	
×	○	○	●	○	×	×	×	×
●	×	○	○	×	×	×	×	×

● default ○ optional × not possible

