



Enclosure for command devices, 22 mm, round, Enclosure material plastic, Enclosure top part yellow, 1 control point plastic, Control point in center, A=EMERGENCY STOP mushroom pushbutton red, 40 mm, rotate-to-unlatch, 1 NC, screw terminal, floor mounting, 1xM20 each on top and bottom

product brand name	SIRIUS ACT
product designation	Enclosures
product type designation	3SU1
equipment of commanding and signaling device	A = EMERGENCY STOP mushroom pushbutton, 40 mm, with positive latching acc. to ISO 13850 and rotate-to-unlatch mechanism
manufacturer's article number	<ul style="list-style-type: none"> <li>• of supplied contact module</li> <li>• of supplied contact module at the command point A 1</li> <li>• of the supplied holder</li> <li>• of the supplied holder at the command point A</li> <li>• of the supplied actuator</li> <li>• of the supplied actuator at the command point A</li> <li>• of supplied empty enclosure</li> </ul>
<b>Enclosure</b>	
design of the housing	Command point in center
shape of the enclosure front	Square
material of the enclosure	plastic
number of command points	1
product component	<ul style="list-style-type: none"> <li>• EMERGENCY STOP device</li> <li>• protective collar</li> </ul>
color of the enclosure top part	yellow
delivery state	<ul style="list-style-type: none"> <li>• as a kit</li> <li>• pre-wired on strip terminal</li> </ul>
fastening method of the enclosure	Vertical
<b>Actuator</b>	
design of the actuating element	EMERGENCY STOP mushroom pushbutton
suitability for use EMERGENCY OFF switch	Yes
product feature lockout	No
product extension optional light source	No
color of the actuating element	red
material of the actuating element	plastic
shape of the actuating element	round
number of contact modules	1
type of unlocking device	A = rotate-to-unlatch mechanism
<b>Front ring</b>	
product component front ring	No
design of the front ring	Standard
<b>Holder</b>	

<b>material of the holder</b>	Plastic
<b>Display</b>	
<b>number of LED modules</b>	0
<b>General technical data</b>	
<b>product function</b>	
• positive opening	Yes
• EMERGENCY OFF function	Yes
• EMERGENCY STOP function	Yes
<b>degree of protection NEMA rating</b>	1, 2, 3, 3R, 4, 4X, 12K, 13
<b>shock resistance</b>	
• according to IEC 60068-2-27	sinusoidal half-wave 15g / 11 ms
• for railway applications according to EN 61373	Category 1, Class B
<b>vibration resistance</b>	
• according to IEC 60068-2-6	10 ... 500 Hz: 5g
• for railway applications according to EN 61373	Category 1, Class B
<b>reference code according to IEC 81346-2</b>	S
<b>continuous current of the C characteristic MCB</b>	10 A; for a short-circuit current smaller than 400 A
<b>continuous current of the quick DIAZED fuse link</b>	10 A
<b>continuous current of the DIAZED fuse link gG</b>	10 A
<b>Substance Prohibitance (Date)</b>	10/01/2014
<b>Weight</b>	0.33 kg
<b>operating voltage</b>	
• at AC	
— at 50 Hz rated value	5 ... 500 V
— at 60 Hz rated value	5 ... 500 V
• at DC rated value	5 ... 500 V
<b>Communication/ Protocol</b>	
design of the interface for communication	without
<b>Auxiliary circuit</b>	
<b>design of the contact of auxiliary contacts</b>	Silver alloy
<b>number of NC contacts for auxiliary contacts</b>	1
<b>number of NO contacts for auxiliary contacts</b>	0
<b>Connections/ Terminals</b>	
type of electrical connection of modules and accessories	Screw-type terminal
<b>type of electrical connection on enclosure</b>	Cable routing above and below, both 1 x M20
<b>tightening torque of the screws in the bracket</b>	1 ... 1.2 N·m
<b>tightening torque of fixing screws in the enclosure cover</b>	1.5 ... 1.7 N·m
tightening torque with screw-type terminals	0.8 ... 0.9 N·m
<b>Ambient conditions</b>	
<b>ambient temperature</b>	
• during operation	-25 ... +70 °C
• during storage	-40 ... +80 °C
environmental category during operation according to IEC 60721	3M6, 3S2, 3B2, 3C3, 3K6 (with relative air humidity of 10 ... 95%, no condensation in operation permitted for all devices behind front panel)
<b>Environmental footprint</b>	
Environmental Product Declaration (EPD)	Yes
Global Warming Potential [CO2 eq] total	0.787 kg
Global Warming Potential [CO2 eq] during manufacturing	0.566 kg
Global Warming Potential [CO2 eq] during operation	0.235 kg
Global Warming Potential [CO2 eq] after end of life	-0.015 kg
<b>Installation/ mounting/ dimensions</b>	
fastening method of modules and accessories	Floor mounting
<b>height</b>	85 mm
<b>width</b>	85 mm
<b>depth</b>	109 mm
<b>shape of the installation opening</b>	round
<b>Accessories</b>	
<b>number of labels</b>	0
<b>number of inscription plates</b>	0
<b>Approvals Certificates</b>	



[Confirmation](#)



Test Certificates

other

Environment

[Special Test Certificate](#)

[Type Test Certificates/Test Report](#)

[Confirmation](#)



[Environmental Confirmations](#)

## Further information

### Information on the packaging

<https://support.industry.siemens.com/cs/ww/en/view/109813875>

### Information- and Downloadcenter (Catalogs, Brochures,...)

<https://www.siemens.com/ic10>

### Industry Mall (Online ordering system)

<https://mall.industry.siemens.com/mall/en/en/Catalog/product?mlfb=3SU1801-0NA00-2AA2>

### Cax online generator

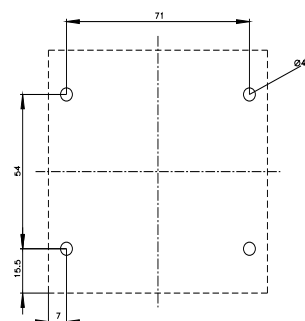
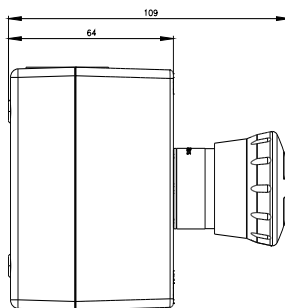
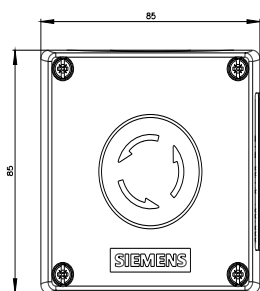
<http://support.automation.siemens.com/WW/CAXorder/default.aspx?lang=en&mlfb=3SU1801-0NA00-2AA2>

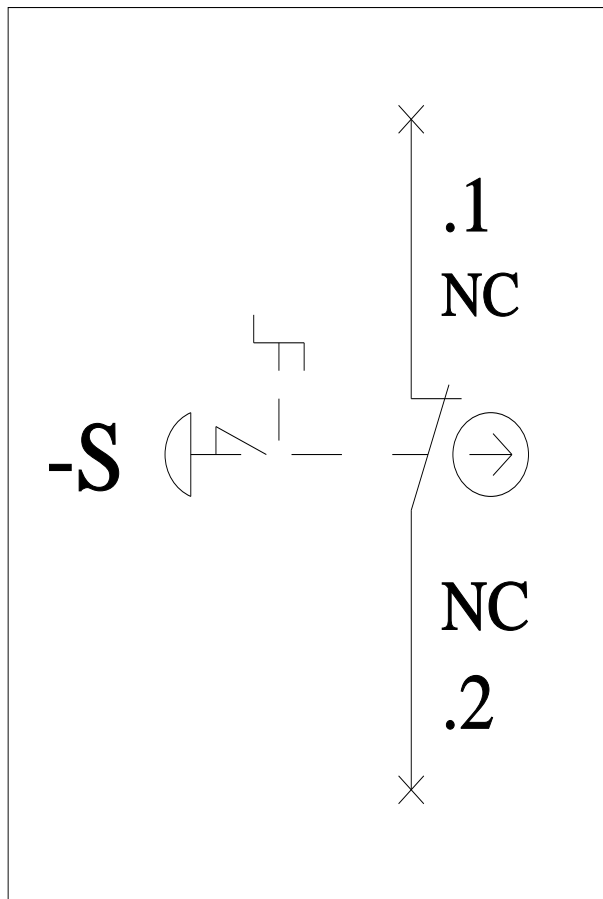
### Service&Support (Manuals, Certificates, Characteristics, FAQs,...)

<https://support.industry.siemens.com/cs/ww/en/ps/3SU1801-0NA00-2AA2>

### Image database (product images, 2D dimension drawings, 3D models, device circuit diagrams, EPLAN macros, ...)

[http://www.automation.siemens.com/bilddb/cax\\_de.aspx?mlfb=3SU1801-0NA00-2AA2&lang=en](http://www.automation.siemens.com/bilddb/cax_de.aspx?mlfb=3SU1801-0NA00-2AA2&lang=en)





last modified:

3/1/2024 