



SETRON, Switch disconnecter 3LD, emergency switching-off switch, 3- pole, Iu: 63 A, operating power / at AC-23 A 400 V: 22 kW, front-mounted, rotary operating mechanism, Red / yellow, 4-hole mounting of the handle

Model	
product brand name	SETRON
product designation	Switch disconnecter
design of the product	EMERGENCY-STOP switch
display version for switch position indicator manual operation	1 ON - 0 OFF
type of switch	front mounted
design of the actuating element	Short rotary knob
color of the actuating element	red
design of handle	rotary operating mechanism, red/yellow
type of the driving mechanism motor drive	No
General technical data	
number of poles	3
size of switch disconnecter	3
mechanical service life (operating cycles) typical	100 000
electrical endurance (operating cycles)	
• at AC-23 A at 690 V	6 000
operating frequency maximum	50 1/h
degree of pollution	3
Voltage	
insulation voltage rated value	690 V
surge voltage resistance rated value	6 kV
operating voltage	
• at AC rated value	690 V
operating frequency rated value	
• minimum	50 Hz
• maximum	60 Hz
Protection class	
protection class IP	IP65
degree of protection NEMA rating	1, 3R, 4X, 12
protection class IP on the front	IP65
Dissipation	
power loss [W] for rated value of the current at AC in hot operating state per pole	4.5 W
Main circuit	
operational current	
• at AC-21 at 690 V rated value	63 A
• at AC-21 A at 240 V rated value	63 A
• at AC-21 A at 400 V rated value	63 A
• at AC-21 A at 440 V rated value	63 A

<ul style="list-style-type: none"> • at AC-23 A at 400 V rated value 	43 A
operating power	
<ul style="list-style-type: none"> • at AC-23 A at 240 V rated value 	11 kW
<ul style="list-style-type: none"> • at AC-23 A at 400 V rated value 	22 kW
<ul style="list-style-type: none"> • at AC-23 A at 440 V rated value 	22 kW
<ul style="list-style-type: none"> • at AC-23 A at 690 V rated value 	19 kW
<ul style="list-style-type: none"> • at AC-3 at 240 V rated value 	11 kW
<ul style="list-style-type: none"> • at AC-3 at 400 V rated value 	19 kW
<ul style="list-style-type: none"> • at AC-3 at 690 V rated value 	15 kW
Auxiliary circuit	
number of CO contacts for auxiliary contacts	0
number of NC contacts for auxiliary contacts	0
number of NO contacts for auxiliary contacts	0
operating voltage of auxiliary contacts at AC maximum	500 V
continuous current of the auxiliary contact rated value	10 A
insulation voltage of the auxiliary switch rated value	500 V
Suitability	
suitability for use	
<ul style="list-style-type: none"> • main switch 	Yes
<ul style="list-style-type: none"> • switch disconnecter 	Yes
<ul style="list-style-type: none"> • EMERGENCY OFF switch 	Yes
<ul style="list-style-type: none"> • safety switch 	Yes
<ul style="list-style-type: none"> • maintenance/repair switch 	Yes
Product details	
product feature can be locked into OFF position	Yes
accessories	
product extension optional	
<ul style="list-style-type: none"> • motor drive 	No
<ul style="list-style-type: none"> • voltage trigger 	No
number of connectable NC contacts for auxiliary contacts attachable maximum	3
number of connectable NO contacts for auxiliary contacts attachable maximum	3
number of connectable CO contacts for auxiliary contacts attachable maximum	0
number of bracket locks maximum	3
hasp thickness of the bracket locks	4 ... 8 mm
Short circuit	
conditional short-circuit current with line-side fuse protection	
<ul style="list-style-type: none"> • at 690 V by gG fuse rated value 	50 kA
let-through current with closed switch	
<ul style="list-style-type: none"> • at 240 V for combination switch + gG fuse maximum 	6 kA
<ul style="list-style-type: none"> • at 440 V for combination switch + gG fuse maximum 	6 kA
<ul style="list-style-type: none"> • at 690 V for combination switch + gG fuse maximum permissible 	6 kA
I_{2t} value with closed switch	
<ul style="list-style-type: none"> • at 240 V for combination switch + gG fuse maximum 	21 kA ² .s
<ul style="list-style-type: none"> • at 440 V for combination switch + gG fuse maximum 	21 kA ² .s
<ul style="list-style-type: none"> • at 690 V for combination switch + gG fuse maximum 	21 kA ² .s
design of the fuse link	
<ul style="list-style-type: none"> • for short-circuit protection of the main circuit required 	fuse gL/gG: 63 A
<ul style="list-style-type: none"> • for short-circuit protection of the auxiliary switch required 	fuse gL/gG: 10 A
operational current of upstream fuse rated value	63 A
according UL	
operational current at AC according to UL 508/UL 60947-4-1 rated value	63 A
operating voltage at AC at 50/60 Hz according to UL 508/UL 60947-4-1 rated value	600 V
active power [hp] at AC at 480 V according to UL 508/UL 60947-4-1 rated value	40
active power [hp] at AC at 600 V according to UL 508/UL 60947-4-1 rated value	50

short-time withstand current (SCCR) at 600 V according to UL 508/UL 60947-4-1	5 kA
continuous current of upstream fuse according to UL rated value	175 A
type of fuse according to UL	RK5

Connections

AWG number as coded connectable conductor cross section solid maximum	
•	6
•	14
type of connectable conductor cross-sections for copper conductor	
• solid	1x (2,5...35mm ²)
• finely stranded with core end processing	1x (2,5...16 mm ²)
• stranded	1x (2,5...35mm ²)
type of connectable conductor cross-sections for auxiliary contacts	
• solid	lateral auxiliary switch 2x (0,75 ... 2,5mm ²), 1x 4mm ² ; front auxiliary switch 1x (0,75 ... 2,5mm ²)
• finely stranded with core end processing	lateral auxiliary switch 2x (0,75 ... 1,5mm ²), 1x 2,5mm ² ; front auxiliary switch 1x 2,5mm ²
• stranded	lateral auxiliary switch 2x (0,75 ... 2,5mm ²), 1x 4mm ² ; front auxiliary switch 1x (0,75 ... 2,5mm ²)
type of electrical connection	
• for main current circuit	box terminal
• for auxiliary contacts	connection terminals

Mechanical Design

height	106 mm
width	90 mm
depth	110.5 mm
type of device	fixed mounting
fastening method	Built-in unit fixed-mounted version
fastening method	
• 4-hole front mounting	Yes
• front mounting with central attachment	No
• rail mounting	No
net weight	420 g

Environmental conditions

ambient temperature during operation	
• minimum	-25 °C
• maximum	55 °C
ambient temperature during storage	
• minimum	-25 °C
• maximum	55 °C

Approvals Certificates

General Product Approval



[Confirmation](#)



Marine / Shipping	other	Environment
	Miscellaneous	Confirmation
		Environmental Confirmations
		Environmental Confirmations

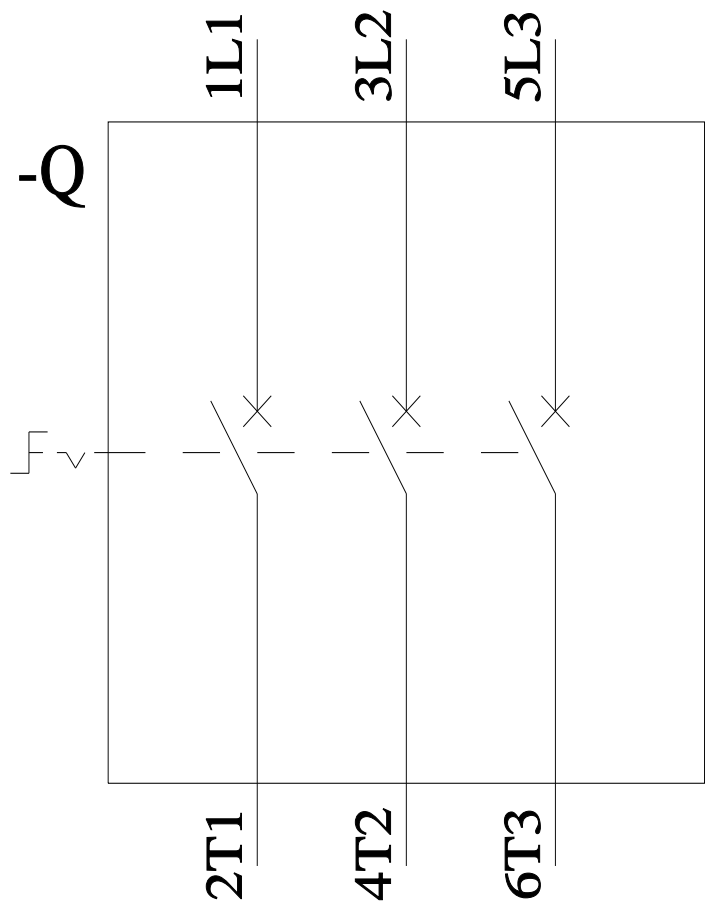
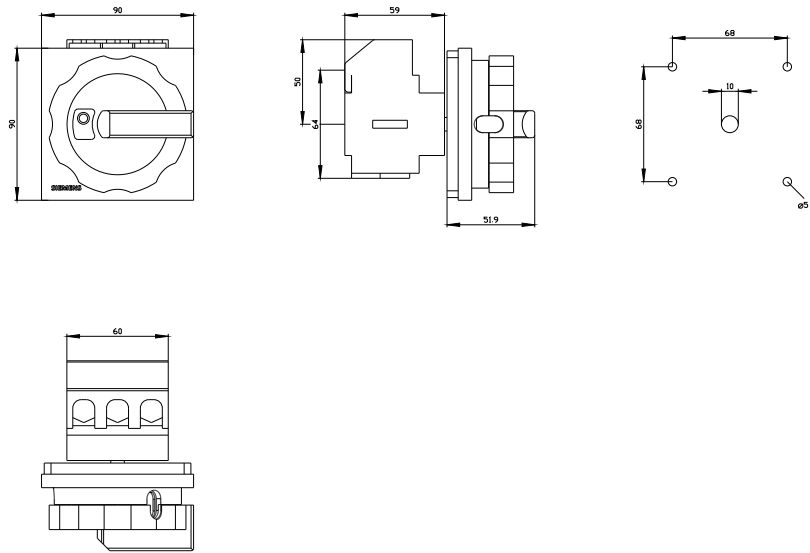
Further information

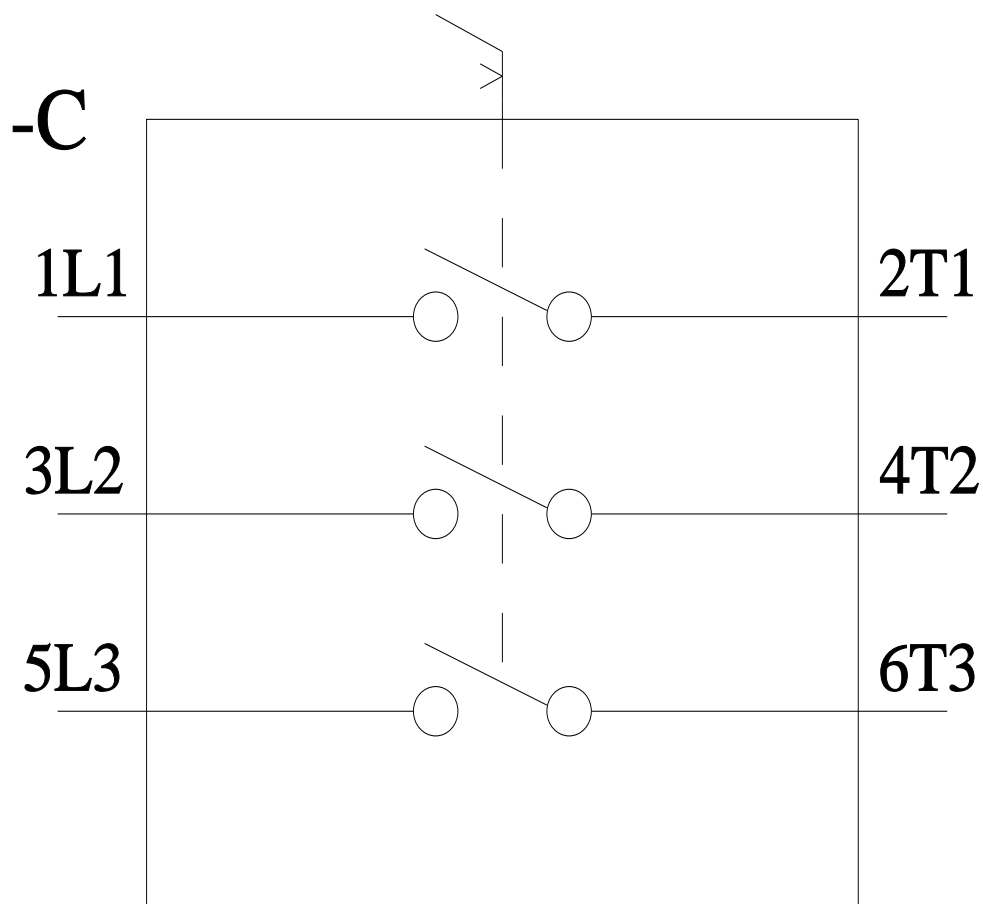
Information on the packaging

<https://support.industry.siemens.com/cs/ww/en/view/109813875>

Information- and Downloadcenter (Catalogs, Brochures,...)

<http://www.siemens.com/lowvoltage/catalogs>
Industry Mall (Online ordering system)
<https://mall.industry.siemens.com/mall/en/en/Catalog/product?mlfb=3LD2504-0TK53>
Service&Support (Manuals, Certificates, Characteristics, FAQs,...)
<https://support.industry.siemens.com/cs/ww/en/ps/3LD2504-0TK53>
Image database (product images, 2D dimension drawings, 3D models, device circuit diagrams, ...)
http://www.automation.siemens.com/bilddb/cax_en.aspx?mlfb=3LD2504-0TK53
CAX-Online-Generator
<http://www.siemens.com/cax>
Tender specifications
<http://www.siemens.com/specifications>





last modified:

6/20/2023 

