

theLeda S20 WH

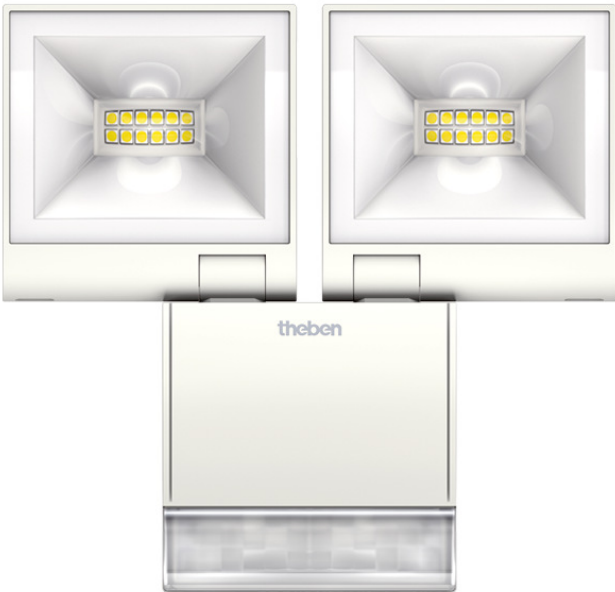
Item no.: 1020923



LED spotlights
LED light with motion detector

Description

- LED spotlight with motion detector
- 2 LED spot with 10 W each (equivalent to 2x140 W Halogen spotlight)
- Spotlights can be swivelled $\pm 20^\circ$ horizontally, and adjusted 70° downwards
- Suitable for outdoor use
- Automatic lighting control based on presence and brightness
- 180° detection angle at a detection range of 10 m
- Area limit via lens attachment
- Orientation light with configurable dimming level
- Short and extended function via manual control system
- Integrated heat sink in housing color
- Direct-LED for maximum light output
- High-tech matrix-LED module
- Single-handed plug-in installation
- Instant start-up possible via factory preset
- Adjustable lux value and switch-off delay
- Settings can be changed without tools

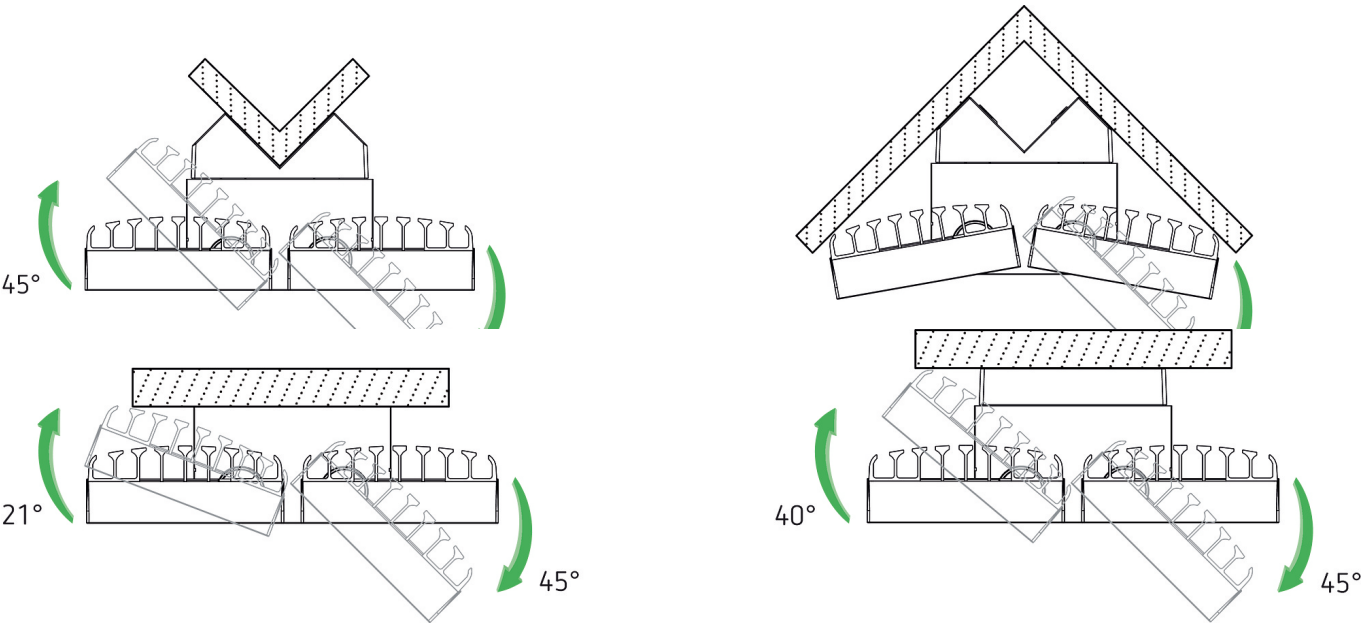
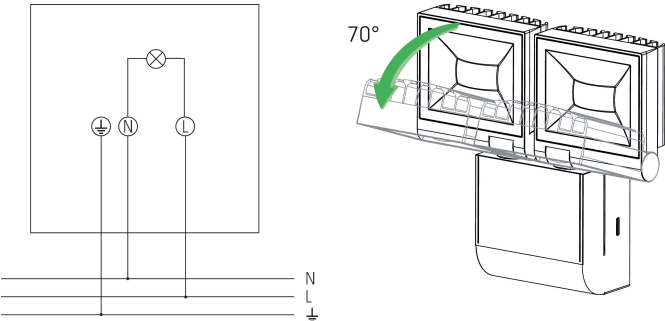


Technical data

theLeda S20 WH	
Operating voltage	230 V AC
Frequency	50 - 60 Hz
Stand-by consumption	~0.4 W
Colour	White
Installation type	Wall installation, Outdoor
LED output (lighting current)	2 x 840 lm
Colour temperature	4000 K, neutral white
Setting range brightness	5 lx - 200 lx
Detection angle	180°

theLeda S20 WH	
Installation height	1.8 - 2.5 m
Light switch-off delay	2 s - 30 min
Detection range	Semicircular, Semicircular
Ambient temperature	$-20^\circ\text{C} \dots 45^\circ\text{C}$
Protection class	I
Type of protection	IP 55
Predecessor	1020973, LUXA 102-140 LED 16W WH

Connection example



Detection range for planning applications at a temperature of 21 °C

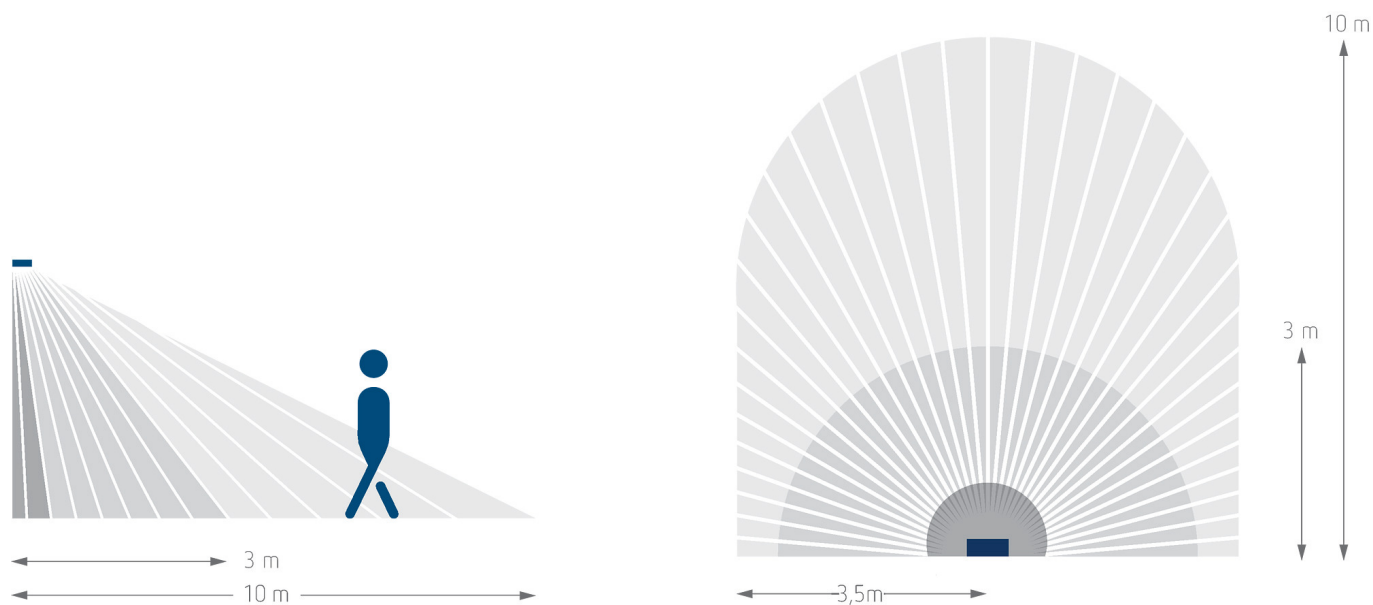
Mounting height (A)	Diagonally (t)	Head on to (R)
2.5 m	10 m	3.5 m

theLeda S20 WH

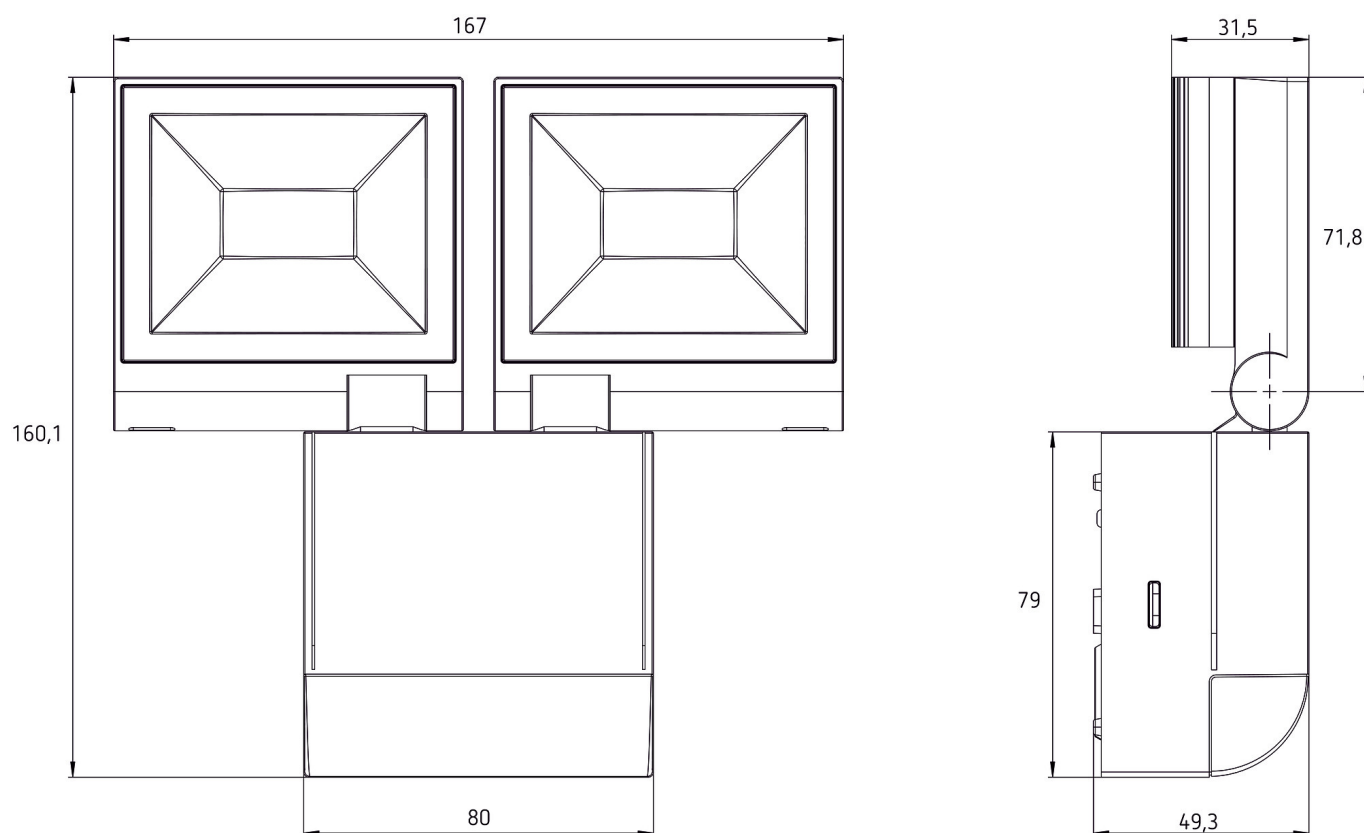
Item no.: 1020923

theben

Detection range for planning applications at a temperature of 21 °C



Scale drawings



Subject to technical changes and misprints

additional information at: www.theben.de/product/1020923

The load data are determined with exemplary selected illuminants and are therefore typical data due to the large number of available products.

22/11/2024

Page 3 of 4

theLeda S20 WH

Item no.: 1020923



Accessories

Corner angle 10 WH

Item no.: 9070969



Spacer 10 WH

Item no.: 9070971



Subject to technical changes and misprints

additional information at: www.theben.de/product/1020923

The load data are determined with exemplary selected illuminants and are therefore typical data due to the large number of available products.