

PRODUCT DATASHEET

DR P 150W 220-240 24V

LED DRIVER PERFORMANCE | Constant voltage LED driver



Areas of application

- Cove lighting, even in tight spaces
- For indoor SELV installations
- Offices, shopping centers, hospitals, restaurants, hotels

Product benefits

- Perfectly matched to 24 V LED flexible strips
- Excellent price/performance ratio
- Quick and simple installation
- Good efficiency and reliability

Product features

- Available in 30 W, 60 W, 120 W, 150 W, 200 W and 250 W
- Integrated cable clamp for independent installation
- Lifetime: up to 50,000 h (at max. tc temperature)
- Type of protection: IP20
- Supply voltage: 220...240 V
- Operating frequency: 50/60 Hz
- Operated with less than 60 V: Safety extra-low voltage (SELV)
- Reversible overtemperature, overload, short-circuit and open-circuit protection

TECHNICAL DATA

Electrical data

Nominal wattage	150.00 W
Nominal output power	150 W ¹⁾
Nominal voltage	220...240 V
Nominal output voltage	24 V ²⁾
Input voltage range	198...264 V
Input voltage AC	198...264 V ³⁾
U-OUT (working voltage)	24 V
Type of current	AC
Nominal current	900 mA
Nominal output current	0...6250 mA
Inrush current	46.0 A
Output current tolerance	+/- 5 %
Output ripple current (120 Hz)	+/- 1.0 %
Mains frequency	50...60 Hz
Total harmonic distortion	< 15 % ⁴⁾
Power factor λ	0.97 ⁵⁾
ECG efficiency	91 % ⁶⁾
Device power loss	14.8 W ⁷⁾
Max. ECG no. on circuit breaker 10 A (B)	4
Max. ECG no. on circuit breaker 16 A (B)	6
Max. ECG no. on circuit breaker 25 A (B)	10
Max. ECG no. on circuit breaker 32 A (B)	13
Max. ECG no. on circuit breaker 10 A (C)	7
Max. ECG no. on circuit breaker 16 A (C)	11
Max. ECG no. on circuit breaker 32 A (C)	23
Surge capability (L/N-Ground)	2 kV
Surge capability (L-N)	1 kV
Galvanic isolation	SELV
Operating frequency	50/60 Hz
Power loss in stand-by mode	≤0.5 W

1) From 0 to 150 W

2) Maximum 24 V

3) Permitted voltage range

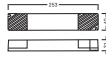
4) At full load, 220...240 V, 50 Hz

5) Full load at 230 V

6) At full load and 230 V

7) At maximum LED load of 150 W

Dimensions & Weight



Length	253.00 mm
Mounting hole spacing, length	242 mm
Width	40.00 mm
Height	31.00 mm
Cable cross-section, input side	0.5...1.5 mm ²
Cable cross-section, output side	0.5...1.5 mm ²
Prewired	No
Wire preparation length, input side	7...9 mm
Wire preparation length, output side	7...9 mm
Product weight	350.00 g

Colors & materials

Product color	White
Casing material	Plastic
Body material	Plastic

Temperatures & operating conditions

Ambient temperature range	-20...+80 °C
Maximum temperature at tc test point	90 °C
Max.housing temperature in case of fault	90 °C
Temperature range in operation	-20...+45 °C
Permitted rel. humidity during operation	20...90 %

Lifespan

ECG lifetime	50000 h ¹⁾
Number of switching cycles	25000

1) At maximum $T_c = 90$ °C

Additional product data

Encapsulated	Yes
--------------	-----

Capabilities

Dimmable	No
Overheating protection	Yes
Overload protection	Yes
No-load proof	Yes
Short-circuit protection	Yes
Max. cable length to lamp/LED module	0,8 m
Suitable for fixtures with prot. class	II
Suitable for emergency lighting	No
Type of connection, output side	Screwless terminal

Certificates & Standards

Approval marks – approval	CE / UKCA / EAC
Standards	Acc. to EN 61347-1 / Acc. to EN 61347-2-13 / Acc. to EN 55015 / Acc. to EN 61547 / Acc. to EN 61000-3-2 / Acc. to EN 62384
Protection class	II
Type of protection	IP20







LOGISTICAL DATA


Temperature range at storage	-20...+80 °C
------------------------------	--------------

Safety advice

- All electrical connections must be made by a qualified person.
- Caution, risk of electric shock.
- Disconnect mains before installation.
- Do not open enclosure-housing.

DOWNLOAD DATA

Documents and certificates	Document name
 User instruction / safety instructions	G11249204 DRIVER P 30 200
 Legal information	Safety Insert G11201420
 Legal information	Legal Insert G11181271
 Legal information	Informationstext 18 Abs 4 ElektroG
 Declarations of conformity	DR P driver
 Declarations of conformity UKCA	DR P driver

Tender texts	Document name
 Tender documents	LED DRIVER PERFORMANCE 150W 220 240 24V-en

LOGISTICAL DATA

Product code	Packaging unit (Pieces/Unit)	Dimensions (length x width x height)	Gross weight	Volume
4099854685910	Folding box 1	36 mm x 44 mm x 258 mm	370.00 g	0.41 dm ³
4099854685927	Shipping box 20	287 mm x 244 mm x 174 mm	7938.00 g	12.18 dm ³

The mentioned product code describes the smallest quantity unit which can be ordered. One shipping unit can contain one or more single products. When placing an order, for the quantity please enter single or multiples of a shipping unit.

References / Links

– For Guarantee see www.ledvance.com/guarantee

DISCLAIMER

Subject to change without notice. Errors and omission excepted. Always make sure to use the most recent release.