

Dual Wall Products

WOER offers a wide range of dual wall products. The available combinations of jacket materials and adhesives allow the customer to choose just right tubing for the application and environmental conditions.

CONTENTS

SBRS-(2X)G	Dual Wall Adhesive-Lined Heat-Shrink Polyolefin Tubing	B01
SBRS-(2X)QF	Dual Wall Adhesive-Lined Heat-Shrink Tubing for Automotive Oil-pipe Protection	B03
SBRS-(3X)G	Dual Wall Adhesive-Lined Heat-Shrink Polyolefin Tubing	B05
SBRS-(4X)G	Dual Wall Adhesive-Lined Heat-Shrink Polyolefin Tubing	B07
SBRS-(3X,4X)GF	Dual Wall Adhesive Lined Cross-linked Polyolefin tubing	B09
SBRS-(3X)GLW	Flexible, Thick Adhesive-Lined Dual Wall Heat-Shrink Tubing	B11
SBRS-(3X)H	Halogen Free Dual Wall Adhesive-Lined Heat-Shrink Polyolefin Tubing	B13
SBRS-(4X)GR	High Shrink Ratio, Semi-rigid Dual Wall Adhesive-Lined Cross-Linked Polyolefin Tubing	B15
SBRS-(4X)GRF	Highly Flame Retardant Dual Wall Heat Shrink Polyolefin Tubing	B17
SBRS-(4X)GBK	Adhesive-Lined Cross-Linked Polyolefin Tubing	B19
SBRS-DZ	Heat Shrink Insulation Connectors	B21
SBRS-CAPS	Adhesive-Lined Insulating Caps	B23
SBRS-CAPS NF	Semi-rigid, Adhesive-Lined Insulating Caps	B25

SBRS-(2X)G

Dual Wall Adhesive-Lined Heat-Shrink Polyolefin Tubing

Adhesive lined heat shrink tubing with environmental sealing capability for a wide variety of electrical applications, including automotive and marine wire harness, wire splices, breakouts, and connector-to-cable transitions.



Features

- 2:1 shrink ratio
- Superior sealing against water, moisture or other contaminants
- Inner adhesive bonds to plastics, steel and polyethylene
- Out jacket flame retardant
- Continuous operating temperature:-45°C-125°C
- Shrink Temperature:125°C



Dimensions


Size		As Supplied	After Recovery			Standard Package
Inch	mm	Internal Diameter mm	Internal Diameter mm	Total Wall Thickness mm	Adhesive Thickness mm	Spool Length M/spool
1/16	1.6	1.6	0.8	0.60 ± 0.15	0.3 ± 0.1	200
3/32	2.4	2.4	1.2	0.70 ± 0.15	0.35 ± 0.1	200
1/8	3.2	3.2	1.6	0.70 ± 0.15	0.35 ± 0.1	200
3/16	4.8	4.8	2.4	0.80 ± 0.15	0.4 ± 0.1	100
1/4	6.4	6.4	3.2	0.80 ± 0.15	0.4 ± 0.1	100
5/16	7.9	7.9	3.9	0.90 ± 0.15	0.45 ± 0.1	100
3/8	9.5	9.5	4.8	0.90 ± 0.15	0.45 ± 0.1	50
1/2	12.7	12.7	6.4	0.95 ± 0.20	0.45 ± 0.1	1.22 OR M/Roll
5/8	15.9	15.9	7.9	0.95 ± 0.20	0.45 ± 0.1	1.22 OR M/Roll
3/4	19.1	19.1	9.5	1.0 ± 0.20	0.45 ± 0.1	1.22 OR M/Roll
1	25.4	25.4	12.7	1.1 ± 0.20	0.50 ± 0.1	1.22 OR M/Roll
1 1/4	31.8	31.8	15	1.15 ± 0.20	0.50 ± 0.1	1.22 OR M/Roll
1 1/2	38.1	38.1	19	1.25 ± 0.20	0.50 ± 0.1	1.22 OR M/Roll
1 3/4	44.5	44.5	22	1.35 ± 0.20	0.55 ± 0.1	1.22 OR M/Roll
2	50.8	50.8	25.4	1.5 ± 0.25	0.60 ± 0.1	1.22 OR M/Roll

Technical Data

Property	Test Method	Standard	Typical Performance
Tensile Strength(MPa)	ASTM D2671	≥10.4	11.5
Elongation(%)	ASTM D2671	≥300	450
Tensile Strength after aging (MPa)	UL224 158°CX168hr	≥7.3	8.5
Elongation after aging(%)	UL224 158°CX168hr	≥200	350
Dielectric strength(kv/mm)	IEC243	≥15	17.5
Volume resistivity(Ω .cm)	ASTM D876	≥1X10 ¹⁴	2.5X10 ¹⁴

Hot Melt Adhesive Property

Property	Test Method	Standard
Water Absorption	ASTM D570	≤0.2%
Sofening Point(°C)	ASTM E28	90 ± 5°C
Strength of pearing(PE)	ASTM D 1000	120N/25mm
Strength of pearing(AL)	ASTM D 1000	80N/25mm



SBRS-(2X)QF

Dual Wall Adhesive-Lined Heat-Shrink Tubing for Automotive Oil-pipe Protection

SBRS-(2X)QF Adhesive-lined Heat-shrinkable Tubing is specially designed for Automotive Oil-pipe Protection, providing preventive protection to break line, fuel line, hydraulic line and other metal pipeline which is subject to bending or clamping during manufacturing, installation or operation.



Features

- Semi-rigid outer jacket for mechanical damage prevention
- Adhesive inner layer for sealing against moisture and corrosion
- Easy installation
- High strength bonding, the adhesive layer is hard to be peeled off from pipeline
- Continuous operating temperature: -45°C - 105°C
- Shrink Temperature: 125°C

Dimensions

Size	Expanded	After Recovery			Standard Package
		Internal Diameter Min(mm)	Internal Diameter Max(mm)	Total Wall Thickness Nom(mm)	
mm				Adhesive Thickness Nom(mm)	Spool Length M/spool
Φ 4.5	5	3.2	1.20 ± 0.20	0.20 ± 0.10	300
Φ 6.0	6	4.5	1.20 ± 0.20	0.20 ± 0.10	300
Φ 8.0	8	6.1	1.30 ± 0.20	0.20 ± 0.10	200
Φ 11.0	11	7.1	1.30 ± 0.20	0.20 ± 0.10	200
Φ 13.0	13	9.8	1.30 ± 0.20	0.20 ± 0.10	100
Φ 15.0	15	11.5	1.30 ± 0.20	0.20 ± 0.10	100

Technical Data

Property	Test Method	Standard Performance
Tensile Strength(MPa)	ASTM D2671	≥ 10.4
Elongation(%)	ASTM D2671	≥ 300
Longitudinal change	ASTM D2671	-5% ~ +5%
Tensile strength after aging(MPa)	120°C*24h	≥ 12
Non-deformability	140°C, 10min, 2kg/cm ² , loaded 5min	≤ 60%
Low-temperature impact	ASTM D 746	-35°C, no cracking
Impact resistance to fall	Room temperature & -40°C*30min, impacted by a weight of 200g, 0.5m high	no cracking
Stress-crack resistance	ASTM D 1693	no cracking
Chemical reagents resistance: 0.1 mol/L H ₂ SO ₄ , 0.1 mol/L NaOH, Brake fluid, Engine oil, Gasoline	No abnormal in appearance	20°C, 120hr

Adhesive

Property	Test Method	Standard
Water Absorption	ASTM D570	< 0.5%
Softening Point(°C)	ASTM E28	105 ± 5°C
Strength of peeling(AL)	ASTM D 1000	120N/25mm
Strength of peeling(PE)	ASTM D 1000	80N/25mm

SBRS-(3X)G

Dual Wall Adhesive-Lined Heat-Shrink Polyolefin Tubing

Adhesive lined heat shrink tubing with environmental sealing capability for a wide variety of electrical applications, including automotive and marine wire harness, wire splices, breakouts, and connector-to-cable transitions.



Features

- 3:1 shrink ratio
- Low longitudinal shrinkage
- Flame retardant (out jacket only)
- Super sealing against water, moisture or other contaminates
- Continuous operating temperature:-45°C-125°C
- Shrink Temperature:125°C



Dimensions

Size		Expanded	After Recovery			Standard Package
Inch	mm	Internal Diameter mm	Internal Diameter mm	Total Wall Thickness mm	Adhesive Thickness mm	Spool Length M/spool
3/32	2.4	2,4	0.8	0.85 ± 0.15	0.40 ± 0.10	200
1/8	3.2	3,2	1.0	0.95 ± 0.15	0.40 ± 0.10	200
3/16	4.8	4,8	1.6	1.10 ± 0.15	0.40 ± 0.10	100
1/4	6.4	6,4	2.2	1.20 ± 0.15	0.45 ± 0.12	100
5/16	7.9	7,9	2.7	1.35 ± 0.15	0.50 ± 0.12	100
3/8	9.5	9,5	3.2	1.45 ± 0.20	0.50 ± 0.12	50
1/2	12.7	12,7	4.2	1.70 ± 0.20	0.50 ± 0.12	1.22 OR M/Roll
5/8	15	15	5.2	1.80 ± 0.20	0.55 ± 0.15	1.22 OR M/Roll
3/4	19.1	19,1	6.3	2.00 ± 0.20	0.55 ± 0.15	1.22 OR M/Roll
1	25.4	25,4	8.5	2.10 ± 0.25	0.55 ± 0.15	1.22 OR M/Roll
1-1/4	30	30	10.2	2.20 ± 0.25	0.60 ± 0.15	1.22 OR M/Roll
1-1/2	39	39	13.5	2.40 ± 0.25	0.60 ± 0.15	1.22 OR M/Roll
2	50	50	17	2.70 ± 0.25	0.70 ± 0.15	1.22 OR M/Roll
5/2	64	64	21	3.00 ± 0.30	0.70 ± 0.15	1.22 OR M/Roll
3	75	75	25	3.00 ± 0.30	1.00 ± 0.20	1.22 OR M/Roll
7/2	90	90	30	3.00 ± 0.30	1.00 ± 0.20	1.22 OR M/Roll
4	100	100	34	3.00 ± 0.30	1.00 ± 0.20	1.22 OR M/Roll
5	125	125	42	3.00 ± 0.30	1.00 ± 0.20	1.22 OR M/Roll

Technical Data

Property	Test Method	Standard
Tensile Strength(MPa)	ASTM D2671	≥ 10.4
Elongation(%)	ASTM D2671	≥ 300
Tensile Strength after aging (MPa)	UL224 158°CX168hr	≥ 7.3
Elongation after aging(%)	UL224 158°CX168hr	≥ 200
Flammability	ASTM D2671B	Self-extinguish within 30s
Dielectric strength(kv/mm)	IEC243	≥ 15
Volume resistivity(Ω .cm)	ASTM D876	≥ 1X10 ¹⁴

Hot Melt Adhesive Property

Property	Test Method	Standard
Water Absorption	ASTM D570	< 0.5%
Softening Point(°C)	ASTM E28	90 ± 5
Strength of pearing(PE)	ASTM D 1000	80N/25mm
Strength of pearing(AL)	ASTM D 1000	120N/25mm



SBRS-(4X)G

Dual Wall Adhesive-Lined Heat-Shrink Polyolefin Tubing

Adhesive lined heat shrink tubing with environmental sealing capability for a wide variety of electrical applications, including automotive and marine wire harness, wire splices, breakouts, and connector-to-cable transitions.



Features

- 4:1 shrink ratio
- Low longitudinal shrinkage
- Superior sealing against water, moisture or other contaminants
- Ideal for connector sealing covering large diameter differences
- Inner adhesive bonds to plastics, steel and polyethylene
- Flame retardant(out jacket only)
- Continuous operating temperature:-45°C-125°C
- Shrink Temperature:125°C

Dimensions

Size		Expanded	After Recovery			Standard Package
Inch	mm	Internal Diameter mm	Internal Diameter mm	Total Wall Thickness mm	Adhesive Thickness mm	Spool Length M/spool
5/32	4.0	4.0	1.0	1.00 ± 0.15	0.40 ± 0.15	200
1/4	6.0	6.0	1.5	1.10 ± 0.15	0.40 ± 0.15	100
5/16	8.0	8.0	2.0	1.20 ± 0.15	0.50 ± 0.15	50
1/2	12.0	12.0	3.0	1.40 ± 0.15	0.50 ± 0.15	1.22 OR M/Roll
5/8	16.0	16.0	4.0	1.70 ± 0.15	0.60 ± 0.15	1.22 OR M/Roll
25/32	20.0	20.0	5.0	2.00 ± 0.15	0.60 ± 0.15	1.22 OR M/Roll
1	24.0	24.0	6.0	2.10 ± 0.15	0.60 ± 0.15	1.22 OR M/Roll
1-1/4	32.0	32.0	8.0	2.40 ± 0.15	0.70 ± 0.15	1.22 OR M/Roll
1-1/2	40.0	40.0	10.0	2.40 ± 0.15	0.70 ± 0.15	1.22 OR M/Roll
2	52.0	52.0	13.0	2.40 ± 0.15	0.70 ± 0.15	1.22 OR M/Roll

Technical Data

Property	Test Method	Standard	Typical Performance
Tensile Strength(MPa)	ASTM D2671	≥10.4	11.5
Elongation(%)	ASTM D2671	≥300	450
Tensile Strength after aging (MPa)	UL224 158°CX168hr	≥7.3	8.5
Elongation after aging(%)	UL224 158°CX168hr	≥200	350
Flammability	ASTM D2671B		Self-extinguish within 30s
Dielectric strength(kv/mm)	IEC243	≥15	17.5
Volume resistivity(Ω.cm)	ASTM D876	≥1X10 ¹⁴	2.5X10 ¹⁴

Hot Melt Adhesive Property

Property	Test Method	Standard
Water Absorption	ASTM D570	≤0.2%
Softening Point(°C)	ASTM E28	90 ± 5
Strength of pearing(PE)	ASTM D 1000	120N/25mm
Strength of pearing(AL)	ASTM D 1000	80N/25mm



SBRS-(3X, 4X) GF

Dual Wall Adhesive Lined Cross-linked Polyolefin tubing

Adhesive lined heat shrink tubing ideal for applications where both exceptional flame retardancy and environmental sealing capabilities are required



Features

- 3:1&4:1 shrink ratio
- Highly flame retardant
- Superior sealing against water, moisture or other contaminants
- High shrink ratio allows for coverage of irregularly shaped connectors and components
- Superior sealing against water, moisture and other contaminants
- Continuous operating temperature:-55°C-135°C
- Shrink Temperature:125°C
- Meets MIL-DTL-23053/4

Dimensions

SBRS-(3X)GF

Size		Expanded	After Recovery			Standard Package
Inch	mm	Internal Diameter mm	Internal Diameter mm	Total Wall Thickness mm	Adhesive Thickness mm	Spool Length M/spool
1/8	3.2	3.2	1.0	0.95 ± 0.15	0.40 ± 0.10	200
3/16	4.8	4.8	1.6	1.10 ± 0.15	0.40 ± 0.10	100
1/4	5.4	5.4	2.2	1.20 ± 0.15	0.45 ± 0.10	100
5/16	7.9	7.9	2.7	1.35 ± 0.15	0.50 ± 0.10	100
3/8	9.5	9.5	3.2	1.45 ± 0.20	0.50 ± 0.10	50
1/2	12.7	12.7	4.2	1.70 ± 0.20	0.50 ± 0.15	1.22 OR M/Roll
5/8	15	15	5.2	1.80 ± 0.20	0.55 ± 0.15	1.22 OR M/Roll
3/4	19.1	19.1	6.3	2.00 ± 0.20	0.55 ± 0.20	1.22 OR M/Roll
1	25.4	25.4	8.5	2.10 ± 0.25	0.55 ± 0.20	1.22 OR M/Roll
1-1/4	30	30	10.2	2.20 ± 0.25	0.60 ± 0.20	1.22 OR M/Roll
1-1/2	39	39	13.5	2.40 ± 0.25	0.60 ± 0.20	1.22 OR M/Roll
2	50	50	17.0	2.70 ± 0.25	0.80 ± 0.20	1.22 OR M/Roll

SBRS-(4X)GF

Size		Expanded	After Recovery			Standard Package
Inch	mm	Internal Diameter mm	Internal Diameter mm	Total Wall Thickness mm	Adhesive Thickness mm	Spool Length M/spool
5/32	4.0	4,0	1.0	1.00 ± 0.15	0.40 ± 0.15	200
1/4	6.0	6,0	1.5	1.10 ± 0.15	0.40 ± 0.15	100
5/16	8.0	8,0	2.0	1.20 ± 0.15	0.50 ± 0.15	50
1/2	12.0	12,0	3.0	1.40 ± 0.15	0.50 ± 0.15	1.22 OR M/Roll
5/8	16.0	16,0	4.0	1.70 ± 0.15	0.60 ± 0.15	1.22 OR M/Roll
25/32	20.0	20,0	5.0	2.00 ± 0.15	0.60 ± 0.15	1.22 OR M/Roll
1	24.0	24,0	6.0	2.10 ± 0.15	0.60 ± 0.15	1.22 OR M/Roll
1-1/4	32.0	32,0	8.0	2.40 ± 0.15	0.70 ± 0.15	1.22 OR M/Roll
1-1/2	40.0	40,0	10.0	2.40 ± 0.15	0.70 ± 0.15	1.22 OR M/Roll
2	52.0	52,0	13.0	2.40 ± 0.15	0.70 ± 0.15	1.22 OR M/Roll

Technical Data

Property	Test Method	Standard	Typical Performance
Tensile Strength(MPa)	ASTM D2671	≥12	12.5
Elongation(%)	ASTM D2671	≥300	450
Tensile Strength after aging (MPa)	MIL-DTL-23053/4	≥8.4	8.5
Elongation after aging(%)	MIL-DTL-23053/4	≥100	350
Dielectric strength(kv/mm)	IEC243	≥15	17.5
Volume resistivity(Ω .cm)	ASTM D876	≥1X10 ¹⁴	2.5X10 ¹⁴

Adhesive

Property	Test Method	Standard
Water Absorption	ASTM D570	≤0.2%
Softening Point(°C)	ASTM E28	90 ± 5
Strength of peering(PE)	ASTM D 1000	120N/25mm
Strength of peering(AL)	ASTM D 1000	80N/25mm

SBRS-(3X)GLW

Flexible, Thick Adhesive-Lined Dual Wall Heat-Shrink Tubing

Flexible, Thick Adhesive-Lined Dual Wall Heat-Shrink Tubing is manufactured by co-extrusion of polyolefin and hot-melt adhesive. Designed to provide both insulation and sealing for protected articles, Used to protect bundles wires and metal tubes against water and moisture.



Features

- Low longitudinal shrinkage
- Thick adhesive liner bonding to a wide variety of plastics, rubber and metals forms an effective barrier against fluids and moisture,
- Flexible
- Continuous operating temperature:-45°C-125°C
- Min Shrink Temperature:110°C
- Shrink ratio: 3:1



Dimensions

Size		Expanded	After Recovery			Standard Package
Inch	mm	Internal Diameter mm	Internal Diameter mm	Total Wall Thickness mm	Adhesive Thickness mm	Spool Length M/spool
1/8	3.2	3.2	1.0	0.95 ± 0.15	0.45 ± 0.10	200
3/16	4.8	4.8	1.6	1.20 ± 0.15	0.60 ± 0.10	100
1/4	6.4	6.4	2.2	1.35 ± 0.15	0.70 ± 0.10	100
5/16	7.9	7.9	2.7	1.50 ± 0.15	0.75 ± 0.10	100
3/8	9.5	9.5	3.2	1.65 ± 0.15	0.85 ± 0.10	50
1/2	12.7	12.7	4.2	1.80 ± 0.20	0.90 ± 0.10	1.22 OR M/Roll
5/8	15.0	15.0	5.2	1.80 ± 0.20	0.90 ± 0.10	1.22 OR M/Roll
3/4	19.1	19.1	6.3	2.00 ± 0.20	1.00 ± 0.10	1.22 OR M/Roll
1	25.4	25.4	8.5	2.10 ± 0.20	1.05 ± 0.10	1.22 OR M/Roll
5/4	30.0	30.0	10.2	2.20 ± 0.20	1.05 ± 0.10	1.22 OR M/Roll
1-1/2	38.1	38.1	13.5	2.40 ± 0.20	1.15 ± 0.10	1.22 OR M/Roll

Technical Data

Property	Test Method	Standard	Typical Performance
Tensile Strength(MPa)	ASTM D2671	≥10.4	11
Elongation(%)	ASTM D2671	≥300	450
Tensile Strength after aging (MPa)	UL224 158°CX168hr	≥7.3	8.5
Elongation after aging(%)	UL224 158°CX168hr	≥200	350
Dielectric strength(kv/mm)	IEC243	≥15	17.5
Volume resistivity(Ω .cm)	ASTM D876	≥1X10 ¹⁴	2.5X10 ¹⁴

Adhesive

Property	Test Method	Standard
Water Absorption	ASTM D570	≤0.2%
Softening Point(°C)	ASTM E28	90 ± 5
Strength of pearing(PE)	ASTM D 1000	120N/25mm
Strength of pearing(AL)	ASTM D 1000	80N/25mm



SBRS-(3X)H

Halogen Free Dual Wall Adhesive-Lined Heat-Shrink Polyolefin Tubing

Adhesive lined heat shrink tubing with environmental sealing capability for a wide variety of electrical applications, including automotive and marine wire harness, wire splices, breakouts, and connector-to-cable transitions.



Features

- 3:1 shrink ratio
- Halogen free
- Super sealing against water, moisture or other contaminates
- Continuous operating temperature:-45°C-125°C
- Shrink Temperature:125°C
- Shrink ratio: 3:1
- Sony compliant

Dimensions


Size		Expanded	After Recovery			Standard Package
Inch	mm	Internal Diameter mm	Internal Diameter mm	Total Wall Thickness mm	Adhesive Thickness mm	Spool Length M/spool
3/32	2.4	2,4	0.8	0.85 ± 0.15	0.40 ± 0.10	200
1/8	3.2	3,2	1.0	0.95 ± 0.15	0.40 ± 0.10	200
3/16	4.8	4,8	1.6	1.10 ± 0.15	0.40 ± 0.10	100
1/4	6.4	6,4	2.2	1.20 ± 0.15	0.45 ± 0.12	100
5/16	7.9	7,9	2.7	1.35 ± 0.15	0.50 ± 0.12	100
3/8	9.5	9,5	3.2	1.45 ± 0.20	0.50 ± 0.12	50
1/2	12.7	12,7	4.2	1.70 ± 0.20	0.50 ± 0.12	1.22 OR M/Roll
5/8	15	15	5.2	1.80 ± 0.20	0.55 ± 0.15	1.22 OR M/Roll
3/4	19.1	19,1	6.3	2.00 ± 0.20	0.55 ± 0.15	1.22 OR M/Roll
1	25.4	25,4	8.5	2.10 ± 0.25	0.55 ± 0.15	1.22 OR M/Roll
1-1/4	30	30	10.2	2.20 ± 0.25	0.60 ± 0.15	1.22 OR M/Roll
1-1/2	39	39	13.5	2.40 ± 0.25	0.60 ± 0.15	1.22 OR M/Roll
2	50	50	17	2.70 ± 0.25	0.70 ± 0.15	1.22 OR M/Roll
5/2	64	64	21	3.00 ± 0.30	0.70 ± 0.15	1.22 OR M/Roll
3	75	75	25	3.00 ± 0.30	1.00 ± 0.20	1.22 OR M/Roll
7/2	90	90	30	3.00 ± 0.30	1.00 ± 0.20	1.22 OR M/Roll
4	100	100	34	3.00 ± 0.30	1.00 ± 0.20	1.22 OR M/Roll
5	125	125	42	3.00 ± 0.30	1.00 ± 0.20	1.22 OR M/Roll

Technical Data

Property	Test Method	Standard
Tensile Strength(MPa)	ASTM D2671	≥10.4
Elongation(%)	ASTM D2671	≥300
Tensile Strength after aging (MPa)	UL224 158°CX168hr	≥7.3
Elongation after aging(%)	UL224 158°CX168hr	≥200
Flammability	ASTM D2671B	Self-extinguish within 30s
Dielectric strength(kv/mm)	IEC243	≥15
Volume resistivity(Ω .cm)	ASTM D876	≥1X10 ¹⁴

Adhesive

Property	Test Method	Standard
Water Absorption	ASTM D570	< 0.5
Sofening Point(°C)	ASTM E28	90 ± 5
Strength of pearing(PE)	ASTM D 1000	120N/25mm
Strength of pearing(AL)	ASTM D 1000	80N/25mm



SBRS-(4X)GR

High Shrink Ratio, Semi-rigid Dual Wall Adhesive-Lined Cross-Linked Polyolefin Tubing

Adhesive Semi-rigid, dual wall heat shrink tubing designed to seal & environmentally protect splice in the most,



Features

- 4:1 shrink ratio
- Halogen free
- Super sealing against water, moisture or other contaminates
- Continuous operating temperature: -45°C - 125°C
- Shrink Temperature: 125°C
- Shrink ratio: 3:1
- Sony compliant

Dimensions

Size		Expanded	After Recovery			Standard Package
Inch	mm	Internal Diameter Min(mm)	Internal Diameter Max(mm)	Total Wall Thickness Nom(mm)	Adhesive Thickness Nom(mm)	Spool Length M/spool
5/32	4	4,0	0.95	1.40 ± 0.20	0.50 ± 0.10	200
1/4	6	6,0	1.27	1.70 ± 0.20	0.60 ± 0.10	100
5/16	8	8,0	1.65	2.00 ± 0.20	0.75 ± 0.10	100
1/2	12	12,0	2.41	2.45 ± 0.20	1.20 ± 0.20	1.22 OR M/Roll
3/4	18	18,0	4.45	2.60 ± 0.20	1.40 ± 0.20	1.22 OR M/Roll

Technical Data

Property	Test Method	Standard	Typical Performance
Tensile Strength(MPa)	ASTM D2671	≥10.4	11.5
Elongation(%)	ASTM D2671	≥300	450
Tensile Strength after aging (MPa)	UL224 158°CX168hr	≥7.3	8.5
Elongation after aging(%)	UL224 158°CX168hr	≥200	350
Dielectric strength(kv/mm)	IEC243	≥15	17.5
Volume resistivity(Ω .cm)	ASTM D876	≥1X10 ¹⁴	2.5X10 ¹⁴

Adhesive

Property	Test Method	Standard
Water Absorption	ASTM D570	≤0.2%
Softening Point(°C)	ASTM E28	90 ± 5
Strength of peeling(PE)	ASTM D 1000	120N/25mm
Strength of peeling(AL)	ASTM D 1000	80N/25mm



SBRS-(4X)GRF

Highly Flame Retardant Dual Wall Heat Shrink Polyolefin Tubing

Highly flame retardant, semi-rigid, cross-linked dual wall heat-shrink tubing designed for splice sealing and fuse link protection



Features

- 3:1&4:1 shrink ratio to cover varying splice configurations and substrate profiles
- Jacket and adhesive are exceptionally flame retardant
- Economical way to environmentally seal and protect automotive fuse-links, splice and terminals
- Highly resistance to common automotive fluids and solvents
- Semi-rigid and mechanically tough outer jacket provides added strain relief and excellent abrasion protection
- Thick adhesive liner forms an effective barrier against fluids and moisture penetration
- Continuous operating temperature:-45°C-125°C
- Shrink Temperature:125°C

Dimensions

Size		Expanded	After Recovery			Standard Package
Inch	mm	Internal Diameter Min(mm)	Internal Diameter Max(mm)	Total Wall Thickness Nom(mm)	Adhesive Thickness Nom(mm)	Spool Length M/spool
5/32	4	4,0	0.95	1.40 ± 0.20	0.50 ± 0.10	200
1/4	6	6,0	1.27	1.70 ± 0.20	0.60 ± 0.10	100
5/16	8	8,0	1.65	2.00 ± 0.20	0.75 ± 0.10	100
1/2	12	12,0	2.41	2.45 ± 0.20	1.20 ± 0.20	1.22 OR M/Roll
3/4	18	18,0	4.45	2.60 ± 0.20	1.40 ± 0.20	1.22 OR M/Roll

Technical Data

Property	Test Method	Standard	Typical Performance
Tensile Strength(MPa)	ASTM D2671	≥ 10.4	11.5
Elongation(%)	ASTM D2671	≥ 300	450
Tensile Strength after aging (MPa)	UL224 158°CX168hr	≥ 7.3	8.5
Elongation after aging(%)	UL224 158°CX168hr	≥ 200	350
Dielectric strength(kv/mm)	IEC243	≥ 15	17.5
Volume resistivity(Ω .cm)	ASTM D876	≥ 1X10 ¹⁴	2.5X10 ¹⁴

Adhesive

Property	Test Method	Standard
Water Absorption	ASTM D570	≤ 0.2%
Softening Point(°C)	ASTM E28	90 ± 5
Strength of pearing(PE)	ASTM D 1000	120N/25mm
Strength of pearing(AL)	ASTM D 1000	80N/25mm



Dimensions

Size		Expanded	After Recovery			Standard Package
Inch	mm	Internal Diameter Min(mm)	Internal Diameter Max(mm)	Total Wall Thickness Nom(mm)	Adhesive Thickness Nom(mm)	Spool Length M/spool
5/32	4	4.0	0.95	1.40 ± 0.20	0.50 ± 0.20	200
1/4	6	6.0	1.27	1.70 ± 0.20	0.60 ± 0.20	100
5/16	8	8.0	1.65	2.00 ± 0.20	0.75 ± 0.20	100
2/5	10	10.0	2.00	2.20 ± 0.20	0.90 ± 0.20	1.22 OR M/Roll
1/2	12	12.0	2.41	2.45 ± 0.20	1.20 ± 0.20	1.22 OR M/Roll
3/4	18	18.0	4.45	2.60 ± 0.20	1.40 ± 0.20	1.22 OR M/Roll

SBRS-(4X)GBK


Adhesive-Lined Cross-Linked Polyolefin Tubing

Adhesive lined heat shrink specifically designed to insulate, seal and protect in-line splices in automotive wire harnesses and electronic assemblies



Features

- 4:1 shrink ratio allows for fewer sizes to cover numerous splice configurations and diameters.
- Seals and protects against water, moisture and chemicals
- Adhesive bonds readily to PVC, XLPE and PP-EPDM cable jackets
- Shrinks rapidly for quick installation
- Continuous operating temperature: -45°C - 125°C
- Initial shrinkage temperature: 70°C
- Shrink Temperature: 110°C
- Black and clear



Technical Data

Property	Test Method	Standard	Typical Performance
Tensile Strength(MPa)	ASTM D2671	≥10.4	11.5
Elongation(%)	ASTM D2671	≥300	450
Tensile Strength after aging (MPa)	UL224 158°CX168hr	≥7.3	8.5
Elongation after aging(%)	UL224 158°CX168hr	≥200	350
Dielectric strength(kv/mm)	IEC243	≥15	17.5
Volume resistivity(Ω .cm)	ASTM D876	≥1X10 ¹⁴	2.5X10 ¹⁴

Adhesive

Property	Test Method	Standard
Water Absorption	ASTM D570	≤0.2%
Softening Point(°C)	ASTM E28	90 ± 5
Strength of pearing(PE)	ASTM D 1000	120N/25mm
Strength of pearing(AL)	ASTM D 1000	80N/25mm

SBRS- DZ

Heat Shrink Insulation Connectors

Crystal clear, semi-rigid, adhesive lined tubing with integral solderless splice connector



Features

- Exceptional clarity for visual confirmation of seal
- Seal& protects against water, corrosive compounds, moisture& contaminants
- Tough, durable heat shrink tubing resists abrasion, crimp tool damage& splitting
- Shrinks 40% faster than nylon, preventing.
- Inner adhesive bonds to plastics, rubbers & metals
- Meets& conforms to OEM wiring specifications for installation& repairs
- Continuous operating temperature:-45°C-125°C
- Minimum shrinking temperature: 90°C

Dimensions

Code	Size		Tube Diameter			Color	Standard Package
	AWG	mm ²	Expanded Min(mm)	Recovered Max(mm)	Length (mm)		
SBRS-DZ-1	22-18	0.5-1.0	4.8	1.1	35.0	red	1000pc/bag
SBRS-DZ-2	16-14	1.5-2.5	5.5	1.3	35.0	blue	1000pc/bag
SBRS-DZ-3	12-10	4.0-6.0	6.5	1.5	42.0	yellow	500pc/bag

Technical Data

Property	Test Method	Standard	Typical Performance
Tensile Strength(MPa)	ASTM D2671	≥ 14	16
Elongation(%)	ASTM D2671	≥ 300	450
Tensile Strength after aging (MPa)	UL224 158°CX168hr	≥ 7.3	15
Elongation after aging(%)	UL224 158°CX168hr	≥ 200	350
Dielectric strength(kv/mm)	IEC243	≥ 15	17.5
Volume resistivity(Ω .cm)	ASTM D876	≥ 1X10 ¹⁴	2.5X10 ¹⁴

Adhesive

Property	Test Method	Standard
Water Absorption	ASTM D570	≤ 0.2%
Softening Point(°C)	ASTM E28	90 ± 5
Strength of pearing(PE)	ASTM D 1000	120N/25mm
Strength of pearing(AL)	ASTM D 1000	80N/25mm



SBRS- CAPS

Adhesive-Lined Insulating Caps

Adhesive lined, heat shrink insulating caps specifically designed to insulate, seal and protect end or stub splices in wiring harness and electronic assemblies



Features

- 4:1 shrink ratio allows fewer sizes to cover a wide range of profiles
- Seals and protects against water, moisture and chemical
- Adhesive bonds readily to PVC, XLPE and PP-EPDM cable jackets
- Shrinks rapidly for quick installation
- Continuous operating temperature: -45°C-125°C
- Minimum shrinking temperature: 125°C

Dimensions

Code	Size (mm)	Standard Length (mm)	Expanded	Recover			
			Internal Diameter Min(mm)	Internal Diameter Max(mm)	Outer Layer Thickness (mm)	Adhesive Thickness (mm)	Total Wall Thickness (mm)
CAPS-1	3.2	22	3.2	0.80	0.64	0.56	1.20
CAPS-2	4.8	25.4	4.8	1.30	0.76	0.76	1.52
CAPS-3	6.4	28.4	6.4	1.52	1.00	0.91	19.10
CAPS-4	9.5	31.8	9.5	2.00	1.08	1.00	2.08
CAPS-5	12.7	38.1	12.7	2.41	1.30	1.24	2.54

Technical Data

Property	Test Method	Standard	Typical Performance
Tensile Strength(MPa)	ASTM D2671	≥10.4	11.5
Elongation(%)	ASTM D2671	≥300	450
Tensile Strength after aging (MPa)	UL224 158°CX168hr	≥7.3	8.5
Elongation after aging(%)	UL224 158°CX168hr	≥200	350
Dielectric strength(kv/mm)	IEC243	≥15	17.5
Volume resistivity(Ω.cm)	ASTM D876	≥1X10 ¹⁴	2.5X10 ¹⁴

Adhesive

Property	Test Method	Standard
Water Absorption	ASTM D570	≤0.2%
Softening Point(°C)	ASTM E28	90 ± 5
Strength of pearing(PE)	ASTM D 1000	120N/25mm
Strength of pearing(AL)	ASTM D 1000	80N/25mm

SBRS- CAPS NF

Semi-rigid, Adhesive-Lined Insulating Caps

Semi-rigid, adhesive lined, heat shrink insulating caps specifically designed to insulate, seal and protect end or stub splices under extreme operating conditions



Features

- 4:1 shrink ratio allows fewer sizes to cover a wide range of profiles
- Seals and protects against water, moisture and chemical
- Adhesive bonds readily to PVC, XLPE and PP-EPDM cable jackets
- Shrinks rapidly for quick installation
- Continuous operating temperature:-45°C-125°C
- Shrinking temperature: 125°C
- Not flame-retardant



Dimensions

Code	Size (mm)	Standard Length (mm)	Expanded	Recover			
			Internal Diameter Min(mm)	Internal Diameter Max(mm)	Outer Layer Thickness (mm)	Adhesive Thickness (mm)	Total Wall Thickness (mm)
CAPS NF-1	3.2	22	3.2	0.80	0.64	0.56	1.20
CAPS NF-2	4.8	25.4	4.8	1.30	0.76	0.76	1.52
CAPS NF-3	6.4	28.4	6.4	1.52	1.00	0.91	19.10
CAPS NF-4	9.5	31.8	9.5	2.00	1.08	1.00	2.08
CAPS NF-5	12.7	38.1	12.7	2.41	1.30	1.24	2.54

Technical Data

Property	Test Method	Standard	Typical Performance
Tensile Strength(MPa)	ASTM D2671	≥10.4	11.5
Elongation(%)	ASTM D2671	≥300	450
Tensile Strength after aging (MPa)	UL224 158°CX168hr	≥7.3	8.5
Elongation after aging(%)	UL224 158°CX168hr	≥200	350
Dielectric strength(kv/mm)	IEC243	≥15	17.5
Volume resistivity(Ω.cm)	ASTM D876	≥1X10 ¹⁴	2.5X10 ¹⁴

Adhesive

Property	Test Method	Standard
Water Absorption	ASTM D570	≤0.2%
Softening Point(°C)	ASTM E28	90±5
Strength of pearing(PE)	ASTM D 1000	120N/25mm
Strength of pearing(AL)	ASTM D 1000	80N/25mm

SBRSM

Flame Retardant Medium Wall Adhesive Lined Heat Shrink Tubing

Medium wall adhesive-lined heat Shrink tubing suitable for a variety of low voltage electrical and mechanical application, where lighter weight and greater flexibility are important



Features

- Seals and protects cable splices and terminations
- High resistance to impact and abrasion
- Thermoplastic adhesive liner for complete environmental protection and insulation
- Continuous operating temperature: -45°C-125°C
- Shrinking temperature: 125°C



Dimensions

Size	Expanded	After Recovery				Standard Package
		Internal Diameter mm	Jacket Thickness mm	Total Wall Thickness mm	Adhesive Thickness mm	
10.2/3.0	10.2	3.0	1.40 ± 0.20	0.35 ± 0.10	1.75 ± 0.25	1.22m/pc
16.0/5.0	16.0	5.0	1.50 ± 0.20	0.40 ± 0.10	1.90 ± 0.25	1.22m/pc
19.1/5.6	19.1	5.6	2.00 ± 0.20	0.45 ± 0.10	2.45 ± 0.25	1.22m/pc
25.0/8.0	25.0	8.0	2.00 ± 0.20	0.45 ± 0.10	2.45 ± 0.25	1.22m/pc
28.0/9.0	28.0	9.0	2.00 ± 0.20	0.50 ± 0.10	2.60 ± 0.25	1.22m/pc
35.0/10.2	35.0	10.2	2.20 ± 0.20	0.78 ± 0.10	2.70 ± 0.25	1.22m/pc
38.1/12.0	38.1	12.0	2.20 ± 0.20	0.50 ± 0.10	2.70 ± 0.25	1.22m/pc
43.2/12.7	43.2	12.7	2.20 ± 0.25	0.50 ± 0.10	2.70 ± 0.25	1.22m/pc
52.1/16.0	55.0	19.0	2.30 ± 0.25	0.50 ± 0.10	2.80 ± 0.30	1.22m/pc
63.0/19.0	63.0	22.0	2.50 ± 0.25	0.50 ± 0.10	3.00 ± 0.30	1.22m/pc
75.0/22.0	75.0	25.0	2.60 ± 0.25	0.50 ± 0.10	3.00 ± 0.30	1.22m/pc
85.0/25.0	85.0	25.0	2.80 ± 0.25	0.50 ± 0.10	3.30 ± 0.30	1.22m/pc
95.0/29.0	95.0	29.0	3.10 ± 0.30	0.60 ± 0.20	3.70 ± 0.30	1.22m/pc
115.0/34.0	115.0	34.0	3.10 ± 0.30	0.60 ± 0.20	3.70 ± 0.30	1.22m/pc
140.0/42.0	140.0	42.0	3.10 ± 0.30	0.60 ± 0.20	3.70 ± 0.30	1.22m/pc
160.0/48.0	160.0	48.0	3.10 ± 0.30	0.60 ± 0.20	3.70 ± 0.30	1.22m/pc
180.0/58.0	180.0	58.0	3.10 ± 0.30	0.60 ± 0.20	3.70 ± 0.30	1.00m/pc
200.0/60.0	200.0	60.0	3.10 ± 0.30	0.60 ± 0.20	3.70 ± 0.30	1.00m/pc
230.0/69.0	230.0	69.0	3.10 ± 0.30	0.60 ± 0.20	3.70 ± 0.30	1.00m/pc

Note: Tubing without adhesive is available upon request

Technical Data

Property	Test Method	Standard	Typical Performance
Tensile Strength(MPa)	ASTM D2671	≥10.4	11.5
Elongation(%)	ASTM D2671	≥300	450
Tensile Strength after aging (MPa)	UL224 158°CX168hr	≥7.3	8.5
Elongation after aging(%)	UL224 158°CX168hr	≥200	350
Dielectric strength(kv/mm)	IEC243	≥15	17.5
Volume resistivity(Ω .cm)	ASTM D876	≥1X10 ¹⁴	2.5X10 ¹⁴

Adhesive

Property	Test Method	Standard
Water Absorption	ASTM D570	≤0.2%
Softening Point(°C)	ASTM E28	90 ± 5
Strength of peeling(PE)	ASTM D 1000	120N/25mm
Strength of peeling(AL)	ASTM D 1000	80N/25mm



SBRWSW

Flame Retardant Adhesive-Lined Heavy Wall Cross-linked Polyolefin Heat Shrink Tubing

Adhesive-lined heavy wall heat shrink tubing insulates and protects electrical splice and terminations where maximum flame retardancy and exceptional insulating and sealing characteristics are required



Features

- 3:1 shrink ratio
- Flame retardant
- SBRWSW tubing will not split or rupture during installation, when overheated
- Thermoplastic adhesive liner for complete environmental protection and insulation
- Continuous operating temperature:-45°C-125°C
- Shrinking temperature: 125°C

Dimensions

Size mm	Expanded Internal Diameter mm	After Recovery				Standard Package
		Internal Diameter mm	Jacket Thickness mm	Total Wall Thickness mm	Adhesive Thickness mm	
9.0/3.0	9,0	3.0	2.00 ± 0.20	0.35 ± 0.10	2.30 ± 0.25	1.22m/pc
13.0/4.0	13,0	4.0	2.40 ± 0.20	0.35 ± 0.10	2.75 ± 0.25	1.22m/pc
20.0/6.0	20,0	6.0	2.50 ± 0.20	0.40 ± 0.10	2.90 ± 0.25	1.22m/pc
28.0/9.0	28,0	9.0	2.50 ± 0.20	0.40 ± 0.10	2.90 ± 0.25	1.22m/pc
33.0/10.2	33,0	10.2	3.20 ± 0.20	0.40 ± 0.10	3.60 ± 0.25	1.22m/pc
38.1/12.0	38,1	12.0	3.40 ± 0.25	0.60 ± 0.15	4.00 ± 0.30	1.22m/pc
43.2/12.7	43,2	12.7	3.80 ± 0.30	0.70 ± 0.20	5.00 ± 0.35	1.22m/pc
51.0/16.0	51,0	16.0	4.00 ± 0.03	0.70 ± 0.20	5.00 ± 0.35	1.22m/pc
70.0/21.0	70,0	21.0	4.30 ± 0.03	0.70 ± 0.20	5.00 ± 0.35	1.22m/pc
85.0/25.0	85,0	25.0	4.30 ± 0.03	0.70 ± 0.20	5.00 ± 0.35	1.22m/pc
105.0/30.0	105,0	30.0	4.30 ± 0.03	0.80 ± 0.25	5.10 ± 0.35	1.22m/pc
120.0/39.0	120,0	39.0	4.30 ± 0.03	0.80 ± 0.25	5.10 ± 0.35	1.22m/pc
140.0/42.0	140,0	42.0	4.30 ± 0.03	0.80 ± 0.25	5.10 ± 0.35	1.22m/pc

Note: Tubing without adhesive is available upon request

Technical Data

Property	Test Method	Standard	Typical Performance
Tensile Strength(MPa)	ASTM D2671	≥10.4	11.5
Elongation(%)	ASTM D2671	≥300	450
Tensile Strength after aging (MPa)	UL224 158°CX168hr	≥7.3	8.5
Elongation after aging(%)	UL224 158°CX168hr	≥200	350
Dielectric strength(kv/mm)	IEC243	≥15	17.5
Volume resistivity(Ω .cm)	ASTM D876	≥1X10 ¹⁴	2.5X10 ¹⁴

Adhesive

Property	Test Method	Standard
Water Absorption	ASTM D570	≤0.2%
Sofening Point(°C)	ASTM E28	90 ± 5
Strength of pearing(PE)	ASTM D 1000	120N/25mm
Strength of pearing(AL)	ASTM D 1000	80N/25mm



SBRSM-NF

Medium Wall Adhesive-lined Cross-linked Polyolefin Heat Shrink Tubing

Medium wall heat shrinkable tubing suitable for a variety of low voltage electrical and mechanical application, where lighter weight and greater flexibility are important



Features

- 3:1 shrink ratio, not Flame-retardant
- Seal and protect cable splice and terminations
- Rugged mechanical protection
- Complete moisture sealing
- Strain relief for delicate wire connections
- High resistance to impact and abrasion
- Thermoplastic adhesive liner for complete environmental protection and insulation
- Continuous operating temperature:-45°C-125°C
- Shrinking temperature: 125°C
- RoHS compliant

Dimensions

Size	Expanded	After Recovery				Standard Package
		Internal Diameter mm	Jacket Thickness mm	Total Wall Thickness mm	Adhesive Thickness mm	
6.0/2.0	6.0	2.0	1.40 ± 0.20	0.45 ± 0.10	1.85 ± 0.25	1.22m/pc
8.0/2.0	8.0	2.0	1.40 ± 0.20	0.45 ± 0.10	1.85 ± 0.25	1.22m/pc
10.2/3.0	10.2	3.0	1.40 ± 0.20	0.50 ± 0.10	1.90 ± 0.25	1.22m/pc
12.0/3.0	12.0	3.0	1.40 ± 0.20	0.50 ± 0.10	1.90 ± 0.25	1.22m/pc
16.0/5.0	16.0	5.0	1.50 ± 0.20	0.55 ± 0.15	2.15 ± 0.30	1.22m/pc
19.1/5.6	19.1	5.6	1.80 ± 0.20	0.60 ± 0.15	2.40 ± 0.30	1.22m/pc
22.0/6.0	22.0	6.0	2.00 ± 0.30	0.60 ± 0.15	2.60 ± 0.30	1.22m/pc
25.0/8.0	25.0	8.0	2.00 ± 0.30	0.60 ± 0.15	2.70 ± 0.30	1.22m/pc
28.0/6.0	28.0	6.0	2.40 ± 0.30	0.95 ± 0.20	3.30 ± 0.35	1.22m/pc
33.0/8.0	33.0	8.0	2.50 ± 0.30	0.80 ± 0.15	3.30 ± 0.35	1.22m/pc
38.1/12.0	38.1	12.0	2.40 ± 0.30	0.80 ± 0.15	3.30 ± 0.35	1.22m/pc
43.2/12.7	43.2	12.7	2.50 ± 0.30	0.80 ± 0.15	3.30 ± 0.35	1.22m/pc
55.0/16.0	55.0	16.0	2.50 ± 0.30	0.80 ± 0.15	3.30 ± 0.35	1.22m/pc
65.0/19.0	65.0	19.0	2.50 ± 0.30	0.80 ± 0.15	3.30 ± 0.35	1.22m/pc
75.0/22.0	75.0	22.0	2.90 ± 0.30	0.80 ± 0.15	3.70 ± 0.40	1.22m/pc
85.0/25.0	85.0	25.0	2.90 ± 0.30	0.80 ± 0.15	3.70 ± 0.40	1.22m/pc
95.0/30.0	95.0	30.0	3.00 ± 0.30	0.80 ± 0.15	3.80 ± 0.40	1.22m/pc
115.0/34.0	115.0	34.0	3.00 ± 0.30	0.80 ± 0.15	3.80 ± 0.40	1.22m/pc
140.0/42.0	140.0	42.0	3.00 ± 0.30	0.80 ± 0.15	3.80 ± 0.40	1.22m/pc
160.0/50.0	160.0	50.0	3.10 ± 0.30	0.80 ± 0.15	3.90 ± 0.40	1.22m/pc
180.0/65.0	180.0	65.0	3.10 ± 0.30	0.80 ± 0.15	3.90 ± 0.40	1.00m/pc
200.0/69.0	200.0	69.0	3.10 ± 0.30	0.80 ± 0.15	3.90 ± 0.40	1.00m/pc
230.0/78.0	230.0	78.0	3.10 ± 0.30	0.80 ± 0.15	3.90 ± 0.40	1.00m/pc

Note: Tubing without adhesive is available upon request

Technical Data

Property	Test Method	Standard	Typical Performance
Tensile Strength(MPa)	ASTM D2671	≥10.4	11.5
Elongation(%)	ASTM D2671	≥300	450
Tensile Strength after aging (MPa)	UL224 158°CX168hr	≥7.3	8.5
Elongation after aging(%)	UL224 158°CX168hr	≥200	350
Dielectric strength(kv/mm)	IEC243	≥15	17.5
Volume resistivity(Ω.cm)	ASTM D876	≥1X10 ¹⁴	2.5X10 ¹⁴

Adhesive

Property	Test Method	Standard
Water Absorption	ASTM D570	≤0.2%
Softening Point(°C)	ASTM E28	90 ± 5
Strength of peeling(PE)	ASTM D 1000	120N/25mm
Strength of peeling(AL)	ASTM D 1000	80N/25mm



SBRSW-NF

Heavy Wall Adhesive-Lined Cross-linked Polyolefin Heat Shrink Tubing

Heavy wall adhesive-lined heat shrink tubing provides maximum reliability for insulating and protecting cable joints and terminations



Features

- 3: 1 shrink ratio, not flame-retardant
- Withstands severe mechanical requirements of U.R.D., submersible and direct burial installations
- High impact, abrasion, corrosion and chemical resistance
- Rated for 1kv, 90°C application
- Thermoplastic adhesive liner provides complete environmental protection and installation
- Continuous operating temperature: -45°C-125°C
- Shrinking temperature: 125°C

Dimensions

Size	Expanded	After Recovery				Standard Package
		Internal Diameter mm	Jacket Thickness mm	Total Wall Thickness mm	Adhesive Thickness mm	
8.0/2.0	8,0	2.0	1.80 ± 0.20	0.55 ± 0.10	2.35 ± 0.25	1.22m/pc
9.0/3.0	9,0	3.0	2.00 ± 0.20	0.55 ± 0.10	2.55 ± 0.25	1.22m/pc
13.0/4.0	13,0	4.0	2.30 ± 0.20	0.55 ± 0.10	2.85 ± 0.25	1.22m/pc
16.0/5.0	16,0	5.0	2.30 ± 0.20	0.60 ± 0.10	2.90 ± 0.25	1.22m/pc
22.0/6.0	22,0	6.0	2.50 ± 0.20	0.60 ± 0.15	3.10 ± 0.30	1.22m/pc
28.0/6.0	28,0	6.0	2.70 ± 0.20	0.70 ± 0.20	3.40 ± 0.35	1.22m/pc
33.0/8.0	33,0	8.0	2.80 ± 0.30	0.80 ± 0.15	3.60 ± 0.35	1.22m/pc
38.1/12.0	38,1	12.0	3.10 ± 0.30	0.80 ± 0.15	3.90 ± 0.35	1.22m/pc
43.2/12.0	43,2	12.0	3.50 ± 0.30	0.80 ± 0.15	4.30 ± 0.40	1.22m/pc
55.0/16.0	55,0	16.0	3.60 ± 0.30	0.80 ± 0.15	4.40 ± 0.40	1.22m/pc
65.0/19.0	65,0	19.0	3.60 ± 0.30	0.80 ± 0.15	4.30 ± 0.40	1.22m/pc
75.0/22.0	75,0	22.0	3.60 ± 0.30	0.80 ± 0.15	4.30 ± 0.40	1.22m/pc
85.0/25.0	85,0	25.0	3.60 ± 0.30	0.80 ± 0.15	4.30 ± 0.40	1.22m/pc
95.0/30.0	95,0	30.0	3.60 ± 0.30	0.80 ± 0.15	4.30 ± 0.40	1.22m/pc
105.0/30.0	105,0	30.0	3.80 ± 0.30	0.80 ± 0.15	4.60 ± 0.40	1.22m/pc
120.0/39.0	120,0	39.0	3.80 ± 0.30	0.80 ± 0.15	4.30 ± 0.40	1.22m/pc
140.0/42.0	140,0	42.0	3.80 ± 0.30	0.80 ± 0.15	4.30 ± 0.40	1.22m/pc
160.0/50.0	160,0	50.0	3.80 ± 0.30	0.80 ± 0.15	4.30 ± 0.40	1.22m/pc
180.0/60.0	180,0	60.0	3.80 ± 0.30	0.80 ± 0.15	4.30 ± 0.40	1.00m/pc
200.0/69.0	200,0	69.0	3.80 ± 0.30	0.80 ± 0.15	4.30 ± 0.40	1.00m/pc
230.0/78.0	230,0	78.0	4.10 ± 0.30	0.80 ± 0.15	4.90 ± 0.40	1.00m/pc

Note: Tubing without adhesive is available upon request

Technical Data

Property	Test Method	Standard	Typical Performance
Tensile Strength(MPa)	ASTM D2671	≥10.4	11.5
Elongation(%)	ASTM D2671	≥300	450
Tensile Strength after aging (MPa)	UL224 158°CX168hr	≥7.3	8.5
Elongation after aging(%)	UL224 158°CX168hr	≥200	350
Dielectric strength(kv/mm)	IEC243	≥15	17.5
Volume resistivity(Ω .cm)	ASTM D876	≥1X10 ¹⁴	2.5X10 ¹⁴

Adhesive

Property	Test Method	Standard
Water Absorption	ASTM D570	≤0.2%
Softening Point(°C)	ASTM E28	90 ± 5
Strength of peeling(PE)	ASTM D 1000	120N/25mm
Strength of peeling(AL)	ASTM D 1000	80N/25mm



SBRSTV

Medium Wall Adhesive-lined Heat Variable Heat Shrink Tubing

Heat shrinkable tubing and adhesive liner combination that established the CATV industry standard for splice and connector protection



Features

- 3: 1 shrink ratio
- Flame retardant
- Excellent resistance to weathering , moisture contamination and adverse environmental conditions
- Heat indicating lines
- Adhesive liner provides complete environmental protection and insulation
- Resists common fluids and solvents
- Continuous operating temperature:-45°C-110°C
- Shrinking temperature: 125°C

Dimensions

Size mm	Expanded	After Recovery				Standard Package
	Internal Diameter mm	Internal Diameter mm	Jacket Thickness mm	Total Wall Thickness mm	Adhesive Thickness mm	
10.2/3.8	10.2	3.8	1.40 ± 0.20	0.50 ± 0.10	1.90 ± 0.25	1.22m/pc
19.0/5.6	19.0	5.6	1.80 ± 0.20	0.60 ± 0.15	2.40 ± 0.30	1.22m/pc
28.0/6.0	28.0	6.0	2.40 ± 0.30	0.95 ± 0.20	3.30 ± 0.35	1.22m/pc
33.0/8.0	33.0	8.0	2.50 ± 0.30	0.80 ± 0.15	3.30 ± 0.35	1.22m/pc
38.1/12.0	38.1	12.0	2.40 ± 0.30	0.80 ± 0.15	3.30 ± 0.35	1.22m/pc
43.2/12.7	43.2	12.7	2.40 ± 0.30	0.80 ± 0.15	3.30 ± 0.35	1.22m/pc
55.0/16.0	55.0	16.0	2.40 ± 0.30	0.80 ± 0.15	3.30 ± 0.35	1.22m/pc
75.0/22.0	75.0	22.0	2.90 ± 0.30	0.80 ± 0.15	3.70 ± 0.40	1.22m/pc

Technical Data

Property	Test Method	Standard	Typical Performance
Tensile Strength(MPa)	ASTM D2671	≥10.4	11.5
Elongation(%)	ASTM D2671	≥300	450
Tensile Strength after aging (MPa)	UL224 158°CX168hr	≥7.3	8.5
Elongation after aging(%)	UL224 158°CX168hr	≥200	350
Dielectric strength(kv/mm)	IEC243	≥15	17.5
Volume resistivity(Ω .cm)	ASTM D876	≥1X10 ¹⁴	2.5X10 ¹⁴

Adhesive

Property	Test Method	Standard
Water Absorption	ASTM D570	≤0.2%
Softening Point(°C)	ASTM E28	95
Strength of pearing(PE)	ASTM D 1000	120N/25mm
Strength of pearing(AL)	ASTM D 1000	80N/25mm

WF


PTFE Teflon tubing

Specially designed for protecting applications in extreme electrical
Chemical and thermal environment



Features

- Chemical insert
- High temperature resistance
- Continuous operating
- Temperature: -80°C-200°C
- Corrosion resistance(acid/alkali resistance, chemical reagents oil-proof)
- High pressure resistance
- Standard: UL224 VW-1 C-UL CSA22.20FT
- UL file number: E203950



Dimensions

Size AWG	Expanded	External Diameter			Standard Package
	Internal Diameter mm	(S)	(T)	(L)	
30	0.30 ± 0.10	0.80 ± 0.10	0.70 ± 0.10	0.60 ± 0.10	305m/spool
28	0.38 ± 0.10	0.88 ± 0.10	0.78 ± 0.10	0.68 ± 0.10	305m/spool
26	0.46 ± 0.10	0.96 ± 0.10	0.86 ± 0.10	0.76 ± 0.10	305m/spool
24	0.56 ± 0.10	1.16 ± 0.10	1.06 ± 0.10	0.86 ± 0.10	305m/spool
23	0.66 ± 0.10	1.26 ± 0.10	1.16 ± 0.10	0.96 ± 0.10	305m/spool
22	0.71 ± 0.10	1.31 ± 0.10	1.21 ± 0.10	1.01 ± 0.10	305m/spool
21	0.81 ± 0.10	1.41 ± 0.10	1.31 ± 0.10	1.11 ± 0.10	305m/spool
20	0.86 ± 0.10	1.66 ± 0.10	1.46 ± 0.10	1.16 ± 0.10	305m/spool
19	0.96 ± 0.20	1.76 ± 0.20	1.56 ± 0.20	1.26 ± 0.20	200m/spool
18	1.07 ± 0.20	1.87 ± 0.20	1.67 ± 0.20	1.37 ± 0.20	200m/spool
17	1.19 ± 0.20	1.99 ± 0.20	1.79 ± 0.20	1.49 ± 0.20	200m/spool
16	1.34 ± 0.20	2.14 ± 0.20	1.94 ± 0.20	1.64 ± 0.20	153m/spool
15	1.50 ± 0.20	2.30 ± 0.20	2.10 ± 0.20	1.80 ± 0.20	153m/spool
14	1.68 ± 0.20	2.48 ± 0.20	2.28 ± 0.20	2.08 ± 0.20	100m/spool
13	1.93 ± 0.20	2.73 ± 0.20	2.53 ± 0.20	2.33 ± 0.20	100m/spool
12	2.16 ± 0.25	2.96 ± 0.25	2.76 ± 0.25	2.56 ± 0.25	100m/spool
11	2.41 ± 0.25	3.21 ± 0.25	3.01 ± 0.25	2.81 ± 0.25	150m/spool
10	2.86 ± 0.25	3.49 ± 0.25	3.29 ± 0.25	3.09 ± 0.25	150m/spool
9	3.00 ± 0.25	4.00 ± 0.25	3.80 ± 0.25	3.40 ± 0.25	150m/spool
8	3.38 ± 0.25	4.38 ± 0.25	4.18 ± 0.25	3.78 ± 0.25	100m/spool
7	3.76 ± 0.25	4.76 ± 0.25	4.56 ± 0.25	4.16 ± 0.25	100m/spool
6	4.22 ± 0.25	5.22 ± 0.25	5.02 ± 0.25	4.80 ± 0.25	100m/spool
5	4.72 ± 0.25	5.72 ± 0.25	5.52 ± 0.25	5.32 ± 0.25	50m/spool
4	5.28 ± 0.30	6.28 ± 0.30	6.08 ± 0.30	5.88 ± 0.25	50m/spool
3	5.94 ± 0.30	6.94 ± 0.30	6.74 ± 0.30	6.54 ± 0.25	1.00m/pc
2	6.68 ± 0.30	7.68 ± 0.30	7.48 ± 0.30	7.28 ± 0.25	1.00m/pc
1	7.46 ± 0.30	8.46 ± 0.30	8.26 ± 0.30	8.06 ± 0.25	1.00m/pc
0	8.38 ± 0.30	9.38 ± 0.30	9.18 ± 0.30	8.98 ± 0.25	1.00m/pc

Technical Data

Property	Method	Standard
Tensile Strength(MPa)	ASTMD 2671	≥25
Elongation(%)	ASTMD 2671	≥300
Flammability	VW-1	Pass
Dielectric strength(kv/mm)	IEC 60243	≥26
Volume resistivity(Ω .cm)	ASTM D876	≥1X10 ¹⁴

Adhesive

Property	Test Method	Standard
Water Absorption	ASTM D570	≤0.2%
Softening Point(°C)	ASTM E28	95
Strength of pearing(PE)	ASTM D 1000	120N/25mm
Strength of pearing(AL)	ASTM D 1000	80N/25mm

RSFR-TFE

Heat Shrink Teflon Tubing

Heat Shrink Teflon Tubing can be widely used in science & technology field, such as chemistry, mechanical industries, astronautic industry, vehicles, transformers, communications, etc



Features

- High performance for anti-corrosion (anti-acid/alkali/chemical/oil)
- High voltage resistant
- Operating Temperature: -65°C-200°C
- Standard color: Clear
- Shrink ratio: 1.7:1, shrink temperature: >350°C



Dimensions

Size (mm)	Expanded	Recovered		Standard Package	Round/Flat	
	Internal Diameter (mm)	Wall Thickness (mm)	Internal Diameter (mm)			Wall Thickness (mm)
1.0	0.30 ± 0.10	0.12 ± 0.05	0.80 ± 0.10	0.20 ± 0.05	200m/spool	Round
1.5	0.38 ± 0.10	0.12 ± 0.05	0.878 ± 0.10	0.20 ± 0.05	200m/spool	Round
2.0	0.46 ± 0.10	0.12 ± 0.05	0.96 ± 0.10	0.20 ± 0.05	200m/spool	Round
2.5	0.56 ± 0.10	0.12 ± 0.05	1.16 ± 0.10	0.20 ± 0.05	200m/spool	Round
3.0	0.66 ± 0.10	0.12 ± 0.05	1.26 ± 0.10	0.20 ± 0.05	200m/spool	Round
3.5	0.71 ± 0.10	0.12 ± 0.05	1.31 ± 0.10	0.20 ± 0.05	100m/spool	Round
4.0	0.81 ± 0.10	0.15 ± 0.05	1.41 ± 0.10	0.25 ± 0.05	100m/spool	Round
4.5	0.86 ± 0.10	0.15 ± 0.05	1.66 ± 0.10	0.25 ± 0.05	100m/spool	Round
5.0	0.96 ± 0.20	0.15 ± 0.05	1.76 ± 0.20	0.25 ± 0.05	100m/spool	Round
6.0	1.07 ± 0.20	0.15 ± 0.05	1.87 ± 0.20	0.25 ± 0.05	100m/spool	Round
7.0	1.19 ± 0.20	0.15 ± 0.05	1.99 ± 0.20	0.25 ± 0.05	100m/spool	Round
8.0	1.34 ± 0.20	0.15 ± 0.05	2.14 ± 0.20	0.30 ± 0.05	1.00m/pc	Flat
9.0	1.50 ± 0.20	0.20 ± 0.05	2.30 ± 0.20	0.30 ± 0.05	1.00m/pc	Flat
10.0	1.68 ± 0.20	0.20 ± 0.05	2.48 ± 0.20	0.30 ± 0.05	1.00m/pc	Flat
11.0	1.93 ± 0.20	0.20 ± 0.05	2.73 ± 0.20	0.30 ± 0.05	1.00m/pc	Flat
12.0	2.16 ± 0.25	0.20 ± 0.05	2.96 ± 0.25	0.30 ± 0.05	1.00m/pc	Flat
13.0	2.41 ± 0.25	0.22 ± 0.05	3.21 ± 0.25	0.35 ± 0.05	1.00m/pc	Flat
14.0	2.86 ± 0.25	0.22 ± 0.05	3.49 ± 0.25	0.35 ± 0.05	1.00m/pc	Flat

Technical Data

Property	Method	Typical Performance
Tensile Strength(MPa)	ASTMD 2671	19
Elongation(%)	ASTMD 2671	200
Cold impact (-65°C)	ASTMD 2671 Method C	No cracking
Flammability	ASTMD 2671	VW-1
Dielectric strength(kv/mm)	IEC243	26
Volume resistivity(Ω .cm)	ASTM D876	1.0X10 ¹⁶



RSFR-DR

Diesel Resistant Flexible Elastomeric Heat Shrink Tubing

Diesel resistant elastomeric heat shrink tubing for protecting cables, wire harness and brake lines in transportation and military applications where resistance to diesel, oil, hydraulic fluids and other chemicals is critical



Features

- 2:1 shrink ratio
- Long term resistance to diesel, hydraulic fluids and chemicals
- Flexible
- Flame retardant
- High abrasion and cut resistance
- Continuous operating temperature:-55°C-150°C
- Shrink temperature: 130°C

Dimensions

Size		Expanded	Recovered		Standard Package	Round/Flat
Inch	mm	Internal Diameter (mm)	Internal Diameter (mm)	Wall Thickness (mm)		
1/8	3.2	3.2	1.6	0.76 ± 0.15	200m/spool	Round
3/16	4.8	4.8	2.4	0.84 ± 0.15	100m/spool	Round
1/4	6.4	6.4	3.2	0.89 ± 0.15	100m/spool	Round
3/8	9.5	9.5	4.8	1.02 ± 0.20	50m/spool	Flat
1/2	12.7	12.7	6.4	1.22 ± 0.20	25m/spool	Flat
3/4	19.0	19.0	9.5	1.45 ± 0.28	25m/spool	Flat
1	25.4	25.4	12.7	1.78 ± 0.28	25m/spool	Flat
1-1/2	38.1	38.1	19.0	2.41 ± 0.41	25m/spool	Flat
2	50.8	50.8	25.4	2.79 ± 0.41	25m/spool	Flat
3	76.0	76.0	38.0	3.18 ± 0.50	1.00m/pc	Flat

Note: 3:1 shrink ratio is available upon request

Technical Data

Property	Test Method	Standard	Typical Performance
Tensile Strength(MPa)	ASTM D2671	≥10.4	11.5
Elongation(%)	ASTM D2671	≥400	450
Tensile Strength after aging (MPa)	UL224 158°CX168hr	≥8.0	8.5
Elongation after aging(%)	UL224 158°CX168hr	≥220	350
Dielectric strength(kv/mm)	IEC243	≥15	17.5
Flammability	VW-1	Pass	Pass



Dimensions

Size		Expanded	Recovered		Standard Package	Round/Flat
Inch	mm	Internal Diameter (mm)	Internal Diameter (mm)	Wall Thickness (mm)		
3/64	1.2	1.2	0.6	0.25 ± 0.05	200m/spool	Round
1/16	1.6	1.6	0.8	0.25 ± 0.05	200m/spool	Round
3/32	2.4	2.4	1.2	0.25 ± 0.05	200m/spool	Round
1/8	3.2	3.2	1.6	0.25 ± 0.05	200m/spool	Round
3/16	4.8	4.8	2.4	0.25 ± 0.05	100m/spool	Round
1/4	6.4	6.4	3.2	0.30 ± 0.05	100m/spool	Round
3/8	9.5	9.5	4.8	0.30 ± 0.05	50m/spool	Flat
1/2	12.7	12.7	6.4	0.30 ± 0.05	50m/spool	Flat
3/4	19.1	19.1	9.5	0.42 ± 0.05	50m/spool	Flat
1	25.4	25.4	12.7	0.50 ± 0.05	50m/spool	Flat
1-1/2	38.1	38.1	19.1	0.50 ± 0.05	50m/spool	Flat

Note: 3:1 shrink ratio is available upon request

RSFR-VDF175

THIN WALL PVDF Heat Shrink Tubing

Transparent, thin wall PVDF (polyvinylidene fluoride) heat shrink tubing ideal for electronic, automotive and military applications requiring protection and see-through inspection in aggressive environments



Features

- 2:1 shrink ratio
- Long term resistance to diesel, hydraulic fluids and chemicals
- Semi-rigid
- Flame retardant
- High abrasion and cut resistance
- Continuous operating temperature:-55°C-175°C
- Shrink temperature:175°C
- Meets 23053/18



RSFR-VT200

Thin Wall Fluoroelastomer Heat Shrink Tubing

Thin wall Viton fluoroelastomer heat shrink tubing suitable for use in electronic systems and components in automotive, military/ aerospace and industrial applications requiring outstanding heat and fluid resistance.



Features

- 2:1 shrink ratio
- High withstand to corrosive fluids in extreme temperatures
- Flame retardant
- Very flexible
- Easy to stamped
- Continuous operating temperature:-55°C-200°C
- Shrink temperature:175°C
- Meets 23053/13


Dimensions

Size		Expanded	Recovered		Standard Package	Round/Flat
Inch	mm	Internal Diameter (mm)	Internal Diameter (mm)	Wall Thickness (mm)		
1/8	3.2	3.2	1.6	0.75 ± 0.20	200m/spool	Round
3/16	4.8	4.8	2.4	0.89 ± 0.20	100m/spool	Round
1/4	6.4	6.4	3.2	0.89 ± 0.20	100m/spool	Round
3/8	9.5	9.5	4.8	0.89 ± 0.20	50m/spool	Flat
1/2	12.7	12.7	6.4	0.89 ± 0.20	25m/spool	Flat
3/4	19.0	19.0	9.5	1.07 ± 0.30	25m/spool	Flat
1	25.4	25.4	12.7	1.25 ± 0.30	25m/spool	Flat
1-1/2	38.1	38.1	19.0	1.40 ± 0.30	25m/spool	Flat
2	50.8	51.0	25.4	1.65 ± 0.30	25m/spool	Flat

Note: 3:1 shrink ratio is available upon request

Technical Data

Property	Test Method	Standard	Typical Performance
Tensile Strength(MPa)	ASTM D2671	≥8.5	10.0
Elongation(%)	ASTM D2671	≥250	300
Tensile Strength after aging (MPa)	UL224 158°CX168hr	≥7.3	8.5
Elongation after aging(%)	UL224 158°CX168hr	≥200	250
Dielectric strength(kv/mm)	IEC243	≥15	17.5
Volume resistivity(Ω .cm)	ASTM D876	≥1X10 ⁹	2.5X10 ⁹
Flammability	VW-1	Pass	Pass



SRG-N/W

Silicone Rubber Braided Tube

General insulating protection for various household appliances, light fitting, machines, electronic instruments, etc



Features

- Two types: Inner fiberglass outside braided silicone rubber(SRG-N)
Inner silicone rubber outside fiberglass braided(SRG-W)
- Operating temperature:-55℃-200℃
- RoHS compliant; UL approved
- Good flexibility, arc resistance, corona resistance
- Standard color: white (Other colors upon request)

Dimensions

SRG-N

Size mm	Internal Diameter Mi(mm)	Average Wall THICKNESS (MM)			Standard Package (m/spool)
		1500V, 2500V	4000V	7000V	
0.5	0.5 ± 0.30	0.20 ± 0.10	0.40 ± 0.10	0.45 ± 0.10	100
1.0	1.0 ± 0.30	0.20 ± 0.10	0.40 ± 0.10	0.45 ± 0.10	100
1.5	1.5 ± 0.30	0.20 ± 0.10	0.40 ± 0.10	0.45 ± 0.10	100
2.0	2.0 ± 0.30	0.20 ± 0.10	0.40 ± 0.10	0.45 ± 0.10	100
2.5	2.5 ± 0.30	0.20 ± 0.10	0.40 ± 0.10	0.50 ± 0.10	100
3.0	3.0 ± 0.35	0.23 ± 0.10	0.40 ± 0.10	0.50 ± 0.10	100
3.5	3.5 ± 0.35	0.23 ± 0.10	0.45 ± 0.10	0.55 ± 0.10	100
4.0	4.0 ± 0.35	0.23 ± 0.10	0.45 ± 0.10	0.55 ± 0.10	100
4.5	4.5 ± 0.35	0.23 ± 0.10	0.45 ± 0.10	0.55 ± 0.10	100
5.0	5.0 ± 0.45	0.30 ± 0.10	0.45 ± 0.10	0.55 ± 0.10	100
6.0	6.0 ± 0.45	0.30 ± 0.10	0.50 ± 0.10	0.60 ± 0.10	100
7.0	7.0 ± 0.60	0.35 ± 0.10	0.50 ± 0.10	0.60 ± 0.10	50
8.0	8.0 ± 0.60	0.35 ± 0.10	0.50 ± 0.10	0.60 ± 0.10	50
9.0	9.0 ± 0.60	0.35 ± 0.10	0.50 ± 0.10	0.60 ± 0.10	50
10.0	10.0 ± 0.80	0.43 ± 0.10	0.60 ± 0.10	0.65 ± 0.10	50
12.0	12.0 ± 0.80	0.43 ± 0.10	0.60 ± 0.10	0.65 ± 0.10	50

SRG-W

Size (mm)	Normal Dimension(mm)			Standard Package (m/spool)
	INTERNAL DIAMETER(MM)	Wall Thickness (mm)	Average Wall Thickness(mm)	
1.0	1.0 ± 0.30	0.60	0.45 ± 0.05	200
2.0	2.0 ± 0.30	0.60	0.45 ± 0.05	200
3.0	3.0 ± 0.30	0.80	0.50 ± 0.05	100
4.0	4.0 ± 0.30	0.80	0.55 ± 0.05	100
5.0	5.0 ± 0.40	0.80	0.55 ± 0.05	100
6.0	6.0 ± 0.40	1.00	0.60 ± 0.05	100
7.0	7.0 ± 0.40	1.00	0.60 ± 0.05	50
8.0	8.0 ± 0.50	1.00	0.60 ± 0.05	50
9.0	9.0 ± 0.50	1.20	0.60 ± 0.05	50
10.0	10.0 ± 0.50	1.20	0.60 ± 0.05	50

Technical Data

Property	Test Method	Standard	Typical Performance
Tensile Strength(MPa)	ASTM D2671	≥10.4	11.5
Elongation(%)	ASTM D2671	≥300	450
Tensile Strength after aging (MPa)	UL224 158℃X168hr	≥7.3	8.5
Elongation after aging(%)	UL224 158℃X168hr	≥200	350
Dielectric strength(kv/mm)	IEC243	≥15	17.5
Volume resistivity(Ω .cm)	ASTM D876	≥1X10 ¹⁴	2.5X10 ¹⁴

Adhesive

Property	Test Method	Standard
Water Absorption	ASTM D570	≤0.2%
Sofening Point(℃)	ASTM E28	95
Strength of pearing(PE)	ASTM D 1000	120N/25mm
Strength of pearing(AL)	ASTM D 1000	80N/25mm

WEPDMH

Flexible EPDM Heat-Shrinkable Tubing

Suitable for jacketing and protection to cables, pipes, and connectors .


Used for protecting solder joints, wires, cables, terminals, connectors and various electronic apparatus.



2:1

Features

- 2:1 shrink ratio
- Environmental friendly
- Outstanding low and high-temperature
- Higher shrink ratio than heat shrinkable tubes
- Resists acids and alkalis
- Resists chemical solvent
- Resists ultraviolet light and weather aging
- Resists ozone
- Minimum shrink temperature:100°C
- Minimum full recovery temperature: 135°C
- Continuous operating temperature:-45°C-125°C
- Standard color: Black



Dimensions

Size mm	Expanded	After Recovery		Standard Package
	Internal Diameter Min(mm)	Internal Diameter Max(mm)	Wall Thickness mm	
6	6.5	3	0.80 ± 0.15	50M/Spool
8	8.5	4	0.90 ± 0.15	50M/SPOOL
10	10.0	5	1.20 ± 0.15	50M/SPOOL
12	12.0	6	1.20 ± 0.15	20M/SPOOL
16	16.0	8	1.50 ± 0.20	20M/SPOOL
20	20.0	10	1.50 ± 0.20	20M/SPOOL
30	30.0	15	1.80 ± 0.20	20M/SPOOL
40	40.0	20	2.00 ± 0.15	20M/SPOOL
50	50.0	25	2.00 ± 0.20	10M/SPOOL
60	60.0	30	2.00 ± 0.30	10M/SPOOL
70	70.0	35	2.00 ± 0.30	10M/SPOOL

WRSJD

Adhesive Lined Cross-Linked Polyolefin Heat Shrink Tape

Adhesive lined, heat shrink duct and vacuum tape specifically designed for sealing joints on spiral, flexible or flat oval ducts used in heating, ventilating, air conditioning and exhaust recovery systems



1.4:1

Features

- 1.4:1 shrink ratio
- Eliminates air leakage in vacuum and ventilation systems
- Seals against moisture ingress and other contaminants
- Powerful adhesive bonds to galvanized steel, Aluminum and stainless steel
- Effective, reproducible seal allows for resistance to bending, vibrations and other mechanical stresses over a wide range of temperatures
- Application procedure is quick, simple and cost effective
- Continuous operating temperature: -45°C - 125°C
- Shrink temperature: 120°C
- Color: Black, Red, Green, Yellow



Dimensions

Order Number	Width	Wall Thickness	Standard Length(m)
WRSJD-0825	25	0.80 ± 0.10	5,10
WRSJD-0850	50	0.80 ± 0.10	5,10
WRSJD-08100	100	0.80 ± 0.10	5,10
WRSJD-1025	25	1.00 ± 0.10	5,10
WRSJD-1050	50	1.00 ± 0.10	5,10
WRSJD-10100	100	1.00 ± 0.10	5,10

Technical Data

Property	Test Method	Standard	Typical Performance
Tensile Strength(MPa)	ASTM D2671	≥10.4	11.5
Elongation(%)	ASTM D2671	≥300	450
Tensile Strength after aging (MPa)	UL224 158°CX168hr	≥7.3	8.5
Elongation after aging (%)	UL224 158°CX168hr	≥200	350
Dielectric strength(kv/mm)	IEC243	≥15	17.5
Volume resistivity(Ω .cm)	ASTM D876	≥1X10 ¹⁴	2.5X10 ¹⁴

Adhesive

Property	Test Method	Standard
Water Absorption	ASTM D570	≤0.2%
Softening Point(°C)	ASTM E28	95
Strength of peeling(PE)	ASTM D 1000	120N/25mm
Strength of peeling(AL)	ASTM D 1000	80N/25mm

WPET

Expandable Sleeve

PET(polyethylene terephthalate) material, excellent application for various bundle wires, wiring harness and hoses protection, etc



1.4:1

Features

- Good flexibility, easy to bend
- Excellent abrasion resistance
- Convenient installation
- Continuous operating temperature:-45°C-125°C
- Fusing point: 250°C ±5°C
- Flame retardant rating: Self-extinguish
- Color: Black or upon request



Dimensions

Number	Width	Number	Standard Lengthth(m)
1	φ 3*.BLACK.PET(1***/0.25**** × 24**)	17	φ 10.BLACK.PET(3/0.25 × 32)
2	φ 3.BLACK.PET(1/0.20 × 32)	18	φ 10.BLACK.PET(3/0.20 × 40)
3	φ 4.BLACK.PET(1/0.25 × 32)	19	φ 12.BLACK.PET(3/0.25 × 40)
4	φ 4.BLACK.PET(1/0.20 × 40)	20	φ 12.BLACK.PET(3/0.20 × 48)
5	φ 5.BLACK.PET(1/0.25 × 40)	21	φ 14- φ 16..BLACK.PET(3/0.25 × 48)
6	φ 5.BLACK.PET(1/0.20 × 48)	22	φ 14- φ 16.BLACK.PET(3/0.20 × 56)
7	φ 6.BLACK.PET(1/0.25 × 48)	23	φ 18- φ 20.BLACK.PET(3/0.25 × 56)
8	φ 6.BLACK.PET(1/0.20 × 56)	24	φ 18- φ 20.BLACK.PET(3/0.20 × 64)
9	φ 6.BLACK.PET(1/0.20 × 24)	25	φ 22.BLACK.PET(3/0.25 × 64)
10	φ 7.BLACK.PET(1/0.25 × 56)	26	φ 22.BLACK.PET(3/0.20 × 72)
11	φ 7.BLACK.PET(1/0.20 × 64)	27	φ 25.BLACK.PET(3/0.25 × 72)
22	φ 8.BLACK.PET(1/0.25 × 64)	28	φ 25.BLACK.PET(3/0.20 × 64)
13	φ 8.BLACK.PET(1/0.20 × 72)	29	φ 28.BLACK.PET(3/0.25 × 64)
14	φ 8.BLACK.PET(1/0.25 × 24)	30	φ 32.BLACK.PET(3/0.25 × 72)
15	φ 8.BLACK.PET(1/0.20 × 32)	31	φ 36.BLACK.PET(3/0.25 × 64)
16	φ 10.BLACK.PET(1/0.25 × 72)	32	φ 40.BLACK.PET(3/0.25 × 72)

- *) folded diameter of PET sleeve
- **) quantity of strands
- ***) quantity of string of each strand
- ****) diameter of each string

Technical Data

Property	Test Method	Stantard	Typical Performance
Tensile Strengtn(MPa)	ASTM D2671	≥ 10.4	11.5
Elongation(%)	ASTM D2671	≥ 300	450
Tensile Strengtn after aging (MPa)	UL224 158°CX168hr	≥ 7.3	8.5
Elongation after aging (%)	UL224 158°CX168hr	≥ 200	350
Dielectric strength(kv/mm)	IEC243	≥ 15	17.5
Volume resistivity(Ω.cm)	ASTM D876	≥ 1X10 ¹⁴	2.5X10 ¹⁴

RSFR-(2X, 3X) YG

Yellow/Green Stripped Thin Wall Cross-linked Polyolefin Heat Shrink Tubing


Adhesive lined heat shrink tubing with environmental sealing capability for a wide variety of electrical applications, including automotive and marine wire harness, wire splices, breakouts, and connector-to-cable transitions.



2:1&3:1

Features

- Stripped color combination designates international electrical grounding
- Flame retardant
- Flexible



Dimensions

RSFR-(2X)YG

Size (mm)	Expanded		After Recovery		ROUND/FLAT	Standard Package
	Internal Diameter Min(mm)	Internal Diameter Max(mm)	Internal Diameter Max(mm)	Wall Thickness mm		
1.0	1.5 ± 0.3	0.7	0.28 ± 0.10	Round	200M/Spool	
1.5	2.0 ± 0.3	0.9	0.30 ± 0.10	Round	200M/Spool	
2.0	2.5 ± 0.3	1.0	0.35 ± 0.10	Round	200M/Spool	
2.5	3.0 ± 0.3	1.3	0.36 ± 0.10	Round	200M/Spool	
3.0	3.5 ± 0.4	1.5	0.38 ± 0.10	Round	200M/Spool	
3.5	4.0 ± 0.4	1.8	0.40 ± 0.10	Round	200M/Spool	
4.0	4.5 ± 0.4	2.0	0.45 ± 0.10	Round	200M/Spool	
4.5	5.0 ± 0.4	2.3	0.45 ± 0.10	Round	100M/Spool	
5.0	5.5 ± 0.4	2.5	0.45 ± 0.10	Round	100M/Spool	
6.0	6.5 ± 0.4	3.0	0.50 ± 0.10	Round	100M/Spool	
7.0	7.5 ± 0.4	3.5	0.50 ± 0.10	Flat	100M/Spool	
8.0	8.5 ± 0.5	4.0	0.55 ± 0.10	Flat	100M/Spool	
9.0	9.5 ± 0.5	4.5	0.55 ± 0.10	Flat	100M/Spool	
10.0	10.5 ± 0.5	5.0	0.55 ± 0.10	Flat	100M/Spool	
11.0	11.5 ± 0.5	5.5	0.60 ± 0.10	Flat	100M/Spool	
12.0	12.5 ± 0.5	6.0	0.60 ± 0.10	Flat	100M/Spool	
13.0	13.5 ± 0.5	6.5	0.60 ± 0.10	Flat	100M/Spool	
14.0	14.5 ± 0.5	7.0	0.65 ± 0.10	Flat	100M/Spool	
15.0	15.5 ± 0.6	7.5	0.70 ± 0.10	Flat	100M/Spool	
16.0	17.0 ± 0.6	8.0	0.70 ± 0.10	Flat	100M/Spool	
17.0	17.5 ± 0.6	8.5	0.70 ± 0.10	Flat	100M/Spool	
18.0	19.0 ± 0.7	9.0	0.70 ± 0.15	Flat	100M/Spool	
20.0	22.0 ± 0.7	10.0	0.75 ± 0.15	Flat	100M/Spool	
22.0	24.0 ± 0.7	11.0	0.80 ± 0.15	Flat	100M/Spool	
25.0	26.0 ± 0.7	12.5	0.90 ± 0.15	Flat	50M/Spool	
28.0	29.0 ± 0.7	14.0	0.90 ± 0.15	Flat	50M/Spool	
30.0	31.5 ± 0.7	15.0	0.95 ± 0.15	Flat	50M/Spool	
35.0	36.5 ± 0.7	17.5	0.95 ± 0.15	Flat	50M/Spool	
40.0	41.5 ± 0.7	20.0	1.00 ± 0.20	Flat	50M/Spool	
45.0	46.0 ± 0.7	22.5	1.00 ± 0.20	Flat	25M/Spool	
50.0	51.0 ± 0.7	25.0	1.00 ± 0.20	Flat	25M/Spool	
60.0	≥ 60.0	30.0	1.10 ± 0.20	Flat	25M/Spool	
70.0	≥ 70.0	35.0	1.20 ± 0.20	Flat	25M/Spool	
80.0	≥ 80.0	40.0	1.30 ± 0.20	Flat	25M/Spool	
90.0	≥ 90.0	45.0	1.50 ± 0.20	Flat	25M/Spool	
100.0	≥ 100.0	50.0	1.65 ± 0.20	Flat	25M/Spool	
120.0	≥ 120.0	60.0	1.70 ± 0.20	Flat	15M/Spool	
150.0	≥ 150.0	75.0	1.70 ± 0.20	Flat	15M/Spool	
180.0	≥ 180.0	90.0	1.75 ± 0.20	Flat	15M/Spool	

RSFR-(3X)YG

Size (mm)	Expanded		After Recovery		ROUND/FLAT	Standard Package
	Internal Diameter Min(mm)	Internal Diameter Max(mm)	Internal Diameter Max(mm)	Wall Thickness mm		
3.2	3.2	1.0	0.55 ± 0.15	Round	200M/Spool	
4.8	4.8	1.5	0.60 ± 0.15	Round	100M/SPOOL	
6.4	6.4	2.0	0.65 ± 0.15	Round	100M/SPOOL	
9.5	9.5	3.0	0.75 ± 0.15	Flat	50M/SPOOL	
12.7	12.7	4.0	0.75 ± 0.20	Flat	50M/SPOOL	
19.1	19.1	6.0	0.85 ± 0.20	Flat	50M/SPOOL	
25.4	25.4	8.0	1.00 ± 0.20	Flat	50M/SPOOL	
39	39	13.0	1.50 ± 0.20	Flat	50M/SPOOL	

Technical Data

Property	Test Method	Standard	Typical Performance
Tensile Strength(MPa)	ASTM D2671	≥10.4	11.5
Elongation(%)	ASTM D2671	≥300	450
Tensile Strength after aging (MPa)	UL224 158°CX168hr	≥7.3	8.5
Elongation after aging(%)	UL224 158°CX168hr	≥200	350
Dielectric strength(kv/mm)	IEC243	≥15	17.5
Volume resistivity(Ω.cm)	ASTM D876	≥1X10 ¹⁴	2.5X10 ¹⁴



WOLVO

Skidproof Heat Shrink Tubing

Polyolefin tubing with skidproof figured surface, used for various fishing tackles, sport fittings, and equipments and commodities with hand device.



2:1&3:1

Features

- Good abrasion resistant and anti-skid performance
- High flexibility
- Quick installation
- Continuous operating temperature: -55°C-125°C
- Shrink temperature: started at 70°C, full recovery at 110°C
- Standard color: Black, Red, Yellow, Green, Blue



Dimensions

Size	Expanded		After Recovery		Standard Package
	Internal Diameter mm	Wall Thickness mm	Internal Diameter mm	Wall Thickness mm	
15	15	0.45 ± 0.15	8.0	0.85 ± 0.15	1.0
18					
20	20	0.50 ± 0.15	11.0	0.90 ± 0.15	1.0, 1.6
22	22	0.50 ± 0.15	12.5	0.90 ± 0.15	1.0, 1.6
25	25	0.50 ± 0.15	14.5	1.00 ± 0.15	1.0, 1.6
28	28	0.50 ± 0.15	15.5	1.00 ± 0.15	1.0, 1.6
30	30	0.60 ± 0.15	17.5	1.20 ± 0.15	1.0, 1.6
35	35	0.60 ± 0.15	20.0	1.20 ± 0.15	1.0, 1.6
40	40	0.60 ± 0.15	23.0	1.20 ± 0.15	1.0, 1.6
45	45	0.65 ± 0.15	25.0	1.25 ± 0.15	1.0, 1.6
50	50	0.65 ± 0.15	28.0	1.25 ± 0.15	1.0, 1.6